

2021

月度市场报告

3

总第二百一十九期



上海黄金交易所
SHANGHAI GOLD EXCHANGE

指标说明

1. 行情中各交易品种成交量、成交金额、持仓量按双边计算
2. 成交总量为买入量和卖出量之和
3. 自营/代理比为会员自营成交量与会员代理交易成交量之比
4. 交割情况表中，交割量与成交量数据均不含询价数据

成交量、成交金额表

单位：千克

成交量	上月日均	本月日均	上月累计	本月累计	增减	同比	本年累计
Au99.95	469.60	465.30	7,044.00	10,702.00	51.93%	118.85%	30,142.00
Au99.99	14,920.48	16,267.65	223,807.20	374,156.02	67.18%	11.50%	889,472.44
Au100g	39.00	32.62	585.00	750.20	28.24%	-43.55%	1,951.80
Au995	0.00	0.00	0.00	0.00	-	-100.00%	0.00
PGC30g	0.55	1.56	8.22	35.82	335.77%	-61.88%	51.24
iAu9999	1,465.24	1,259.19	21,978.60	28,961.32	31.77%	-41.65%	83,851.84
iAu100g	0.00	0.02	0.00	0.40	-	-88.24%	2.20
iAu995	0.00	2.17	0.00	50.00	-	-	50.00
Au(T+D)	38,728.27	36,363.74	580,924.00	836,366.00	43.97%	-78.75%	2,146,028.00
mAu(T+D)	8,419.67	8,276.57	126,295.00	190,361.00	50.73%	-73.81%	483,632.40
Au(T+N1)	65.67	191.82	985.00	4,411.80	347.90%	-50.09%	13,650.40
Au(T+N2)	153.65	99.13	2,304.80	2,280.00	-1.08%	-29.14%	8,752.00
NYAuTN06	192.29	154.36	2,884.40	3,550.20	23.08%	-83.09%	12,416.60
NYAuTN12	73.29	111.02	1,099.40	2,553.40	132.25%	-72.66%	4,756.80
询价Au99.95	5,466.67	3,623.48	82,000.00	83,340.00	1.63%	-58.16%	420,940.00
询价Au99.99	72,630.69	93,633.36	1,089,460.40	2,153,567.20	97.67%	-42.07%	4,454,085.60
询价iAu99.99	5,618.15	7,447.04	84,272.18	171,281.94	103.25%	-75.98%	450,753.16
询价0Au99.99	320.00	915.66	4,800.00	21,060.20	338.75%	-62.01%	76,460.20
询价LAu99.95	0.00	0.00	0.00	0.00	-	-	0.00
询价LAu99.99	0.00	0.00	0.00	0.00	-	-	0.00
上海金SHAU	4,070.40	4,472.87	61,056.00	102,876.00	68.49%	130.15%	256,370.00
Pt99.95	356.00	414.17	5,340.00	9,526.00	78.39%	-55.33%	23,724.00
Ag99.99	264.00	416.09	3,960.00	9,570.00	141.67%	-86.83%	25,020.00
Ag(T+D)	11,307,316.93	8,122,125.48	169,609,754.00	186,808,886.00	10.14%	-49.23%	622,564,898.00
询价PAg99.99	109,224.00	33,579.13	1,638,360.00	772,320.00	-52.86%	-0.98%	2,568,120.00
询价OAg99.99	0.00	0.00	0.00	0.00	-	-	0.00
上海银SHAG	50,708.00	49,093.04	760,620.00	1,129,140.00	48.45%	116.22%	2,955,480.00
黄金合计	152,633.61	173,317.54	2,289,504.20	3,986,303.50	74.11%	-59.43%	9,333,366.68
白银合计	11,467,512.93	8,205,213.74	172,012,694.00	188,719,916.00	9.71%	-48.91%	628,113,518.00
铂金合计	356.00	414.17	5,340.00	9,526.00	78.39%	-55.33%	23,724.00
合计	11,620,502.55	8,378,945.46	174,307,538.20	192,715,745.50	10.56%	-49.18%	637,470,608.68

单位：万元

成交金额	上月日均	本月日均	上月累计	本月累计	增减	同比	本年累计
Au99.95	17,681.78	16,876.59	265,226.72	388,161.67	46.35%	121.69%	1,133,630.97
Au99.99	562,943.17	593,064.06	8,444,147.59	13,640,473.28	61.54%	18.99%	33,335,438.97
Au100g	1,472.92	1,182.59	22,093.76	27,199.60	23.11%	-42.73%	73,344.62
Au995	0.00	0.00	0.00	0.00	-	-100.00%	0.00
PGC30g	20.88	57.49	313.18	1,322.20	322.18%	-61.56%	1,916.85
iAu9999	54,527.10	45,557.14	817,906.44	1,047,814.30	28.11%	-40.20%	3,152,865.98
iAu100g	0.00	0.63	0.00	14.40	-	-84.33%	76.50
iAu995	0.00	78.76	0.00	1,811.50	-	-	1,811.50
Au(T+D)	1,463,404.51	1,315,045.05	21,951,067.60	30,246,036.19	37.79%	-78.35%	80,549,914.71
mAu(T+D)	318,162.04	299,763.72	4,772,430.53	6,894,565.47	44.47%	-73.23%	18,161,722.43
Au(T+N1)	2,503.61	6,968.01	37,554.14	160,264.12	326.75%	-47.89%	518,336.88
Au(T+N2)	6,028.57	3,651.54	90,428.57	83,985.50	-7.13%	-27.69%	339,559.80
NYAuTN06	7,286.78	5,586.44	109,301.74	128,488.06	17.55%	-82.94%	474,583.19
NYAuTN12	2,819.47	4,077.03	42,292.06	93,771.68	121.72%	-72.29%	179,962.95
询价Au99.95	206,213.55	131,466.24	3,093,203.30	3,023,723.48	-2.25%	-58.38%	16,221,643.34
询价Au99.99	2,754,757.32	3,409,713.97	41,321,359.86	78,423,421.34	89.79%	-40.65%	167,009,213.98
询价iAu99.99	215,641.89	268,711.25	3,234,628.37	6,180,358.73	91.07%	-75.83%	17,129,125.50
询价OAU99.99	10,190.40	29,290.47	152,856.00	673,680.90	340.73%	-66.93%	2,901,113.70
询价LAU99.95	0.00	0.00	0.00	0.00	-	-	0.00
询价LAU99.99	0.00	0.00	0.00	0.00	-	-	0.00
上海金SHAU	153,723.72	162,094.71	2,305,855.80	3,728,178.22	61.68%	132.20%	9,635,704.81
Pt99.95	9,130.69	10,488.18	136,960.29	241,228.08	76.13%	-35.16%	582,996.23
Ag99.99	150.37	220.48	2,255.59	5,071.08	124.82%	-78.45%	13,384.85
Ag(T+D)	6,343,856.38	4,295,560.34	95,157,845.73	98,797,887.93	3.83%	-26.59%	335,914,318.29
询价PAg99.99	61,436.50	17,939.33	921,547.46	412,604.56	-55.23%	50.26%	1,419,257.23
询价OAg99.99	0.00	0.00	0.00	0.00	-	-	0.00
上海银SHAG	28,274.52	25,943.94	424,117.77	596,710.57	40.69%	212.33%	1,590,073.97
黄金合计	5,777,377.71	6,293,185.68	86,660,665.65	144,743,270.63	67.02%	-58.53%	350,819,966.64
白银合计	6,433,717.77	4,339,664.09	96,505,766.55	99,812,274.14	3.43%	-26.11%	338,937,034.34
铂金合计	9,130.69	10,488.18	136,960.29	241,228.08	76.13%	-35.16%	582,996.23
合计	12,220,226.17	10,643,337.95	183,303,392.50	244,796,772.85	33.55%	-49.47%	690,339,997.21

黄金总交易量前十名

单位：千克

序号	会员买卖总量前十名			买入量前十名			卖出量前十名		
	会员简称	买卖总量	比重	会员简称	买入量	比重	会员简称	卖出量	比重
1	工商银行	364,481.28	9.14%	工商银行	188,091.30	9.44%	工商银行	176,389.98	8.85%
2	浦发银行	279,177.27	7.00%	交通银行	170,031.01	8.53%	中国银行	152,311.49	7.64%
3	交通银行	278,406.22	6.98%	兴业银行	161,186.83	8.09%	浦发银行	142,944.16	7.17%
4	中国银行	224,646.87	5.64%	浦发银行	136,233.11	6.84%	平安银行	113,774.33	5.71%
5	平安银行	211,297.09	5.30%	农业银行	120,171.10	6.03%	交通银行	108,375.21	5.44%
6	Jump Trading	193,753.00	4.86%	平安银行	97,522.76	4.89%	招商银行	100,728.21	5.05%
7	兴业银行	183,269.35	4.60%	Jump Trading	96,880.70	4.86%	Jump Trading	96,872.30	4.86%
8	农业银行	169,800.97	4.26%	中国银行	72,335.38	3.63%	宁波银行	91,779.20	4.60%
9	宁波银行	163,710.68	4.11%	宁波银行	71,931.48	3.61%	民生银行	77,585.60	3.89%
10	民生银行	138,407.79	3.47%	上海银行	71,563.55	3.59%	中信银行	76,179.37	3.82%
合 计		2,206,950.52	55.36%	1,185,947.22		59.50%	1,136,939.85		57.04%

会员铂金交易前十名

单位：千克

序号	会员买入量前十名		
	会员简称	买入量	比重
1	工商银行	1,701.00	35.71%
2	上海贺利氏	1,004.00	21.08%
3	中博世金	790.00	16.59%
4	周大福珠宝	310.00	6.51%
5	中国银行	201.00	4.22%
6	深圳翠绿	133.00	2.79%
7	贵研金属	128.00	2.69%
8	山金贵金属	81.00	1.70%
9	深圳宝福	80.00	1.68%
10	广东粤宝	67.00	1.41%
合 计		4,495.00	94.37%

会员白银交易前十名

单位：千克

序号	会员买卖总量前十名			买入量前十名			卖出量前十名		
	会员简称	买卖总量	比重	会员简称	买入量	比重	会员简称	卖出量	比重
1	Jump Trading	47,516,996.00	25.18%	Jump Trading	23,758,498.00	25.18%	Jump Trading	23,758,498.00	25.18%
2	工商银行	39,267,945.00	20.81%	工商银行	19,755,250.00	20.94%	工商银行	19,512,695.00	20.68%
3	浦发银行	8,881,722.00	4.71%	浦发银行	4,472,209.00	4.74%	浦发银行	4,409,513.00	4.67%
4	山金贵金属	8,672,560.00	4.60%	山金贵金属	4,383,537.00	4.65%	山金贵金属	4,289,023.00	4.55%
5	中国银行	7,533,964.00	3.99%	中国银行	3,814,199.00	4.04%	中国银行	3,719,765.00	3.94%
6	平安银行	5,834,276.00	3.09%	平安银行	2,876,472.00	3.05%	平安银行	2,957,804.00	3.13%
7	招金集团	5,683,542.00	3.01%	上海仟家信	2,820,983.00	2.99%	招金集团	2,863,662.00	3.03%
8	上海仟家信	5,627,961.00	2.98%	招金集团	2,819,880.00	2.99%	上海仟家信	2,806,978.00	2.97%
9	山东恒邦	4,735,840.00	2.51%	山东恒邦	2,342,693.00	2.48%	山东恒邦	2,393,147.00	2.54%
10	深圳金融	3,978,447.00	2.11%	深圳金融	2,002,606.00	2.12%	深圳金融	1,975,841.00	2.09%
合 计		137,733,253.00	72.98%	69,046,327.00		73.17%	68,686,926.00		72.79%

自营、代理情况表

单位：千克

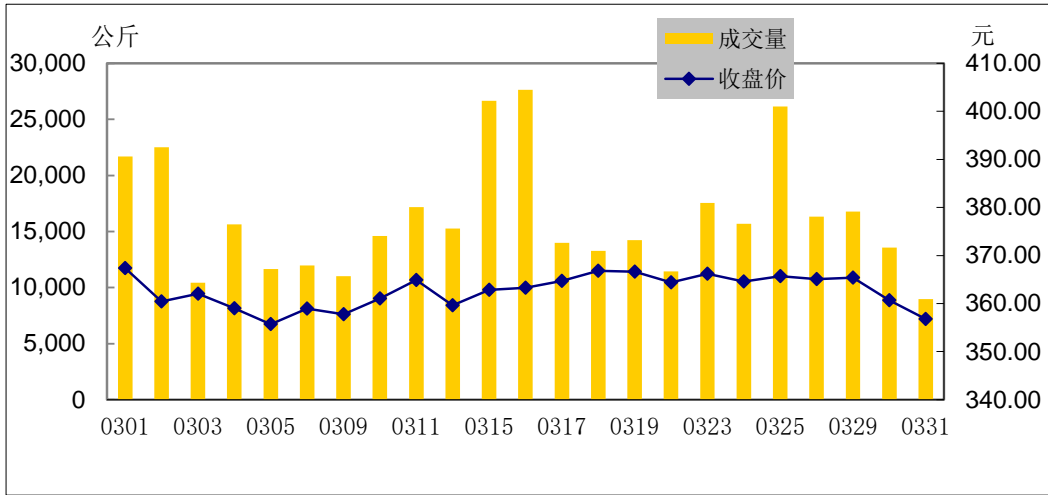
品种	买卖总量	自营量	占总成交量%	代理量	占总成交量%	自营代理比
黄金	3,986,303.50	3,338,772.56	83.76%	647,530.94	16.24%	5.16:1
铂金(买方)	4,763.00	1,316.00	27.63%	3,447.00	72.37%	1:2.62
白银	188,719,916.00	62,354,725.00	33.04%	126,365,191.00	66.96%	1:2.03
合计	192,710,982.50	65,694,813.56	34.09%	127,016,168.94	65.91%	1:1.93

交割情况表

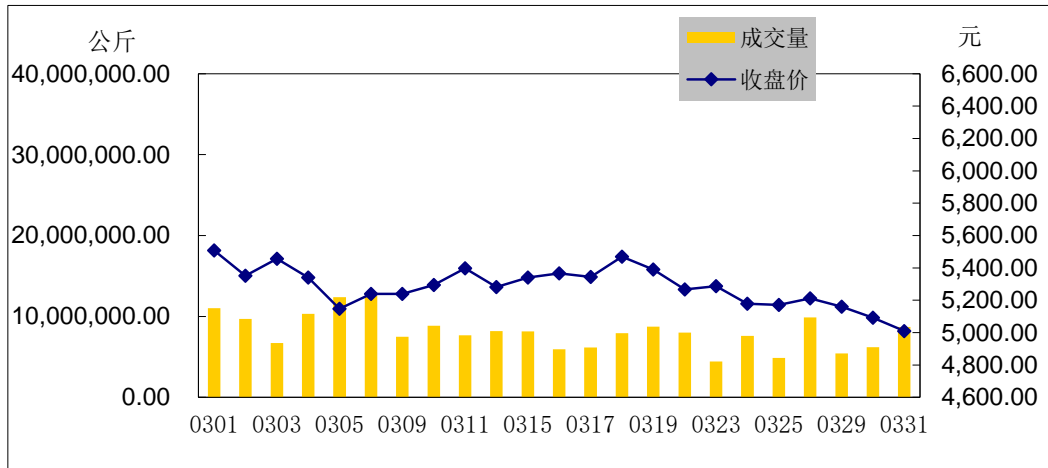
单位：千克

	黄金	白银
本月交割量	828,175.16	4,194,060.00
本月成交量	1,557,054.16	187,947,596.00
本月交割比	53.19%	2.23%
累计交割量	2,121,870.52	11,701,650.00
累计成交量	3,931,127.72	625,545,398.00
累计交割比	53.98%	1.87%
本月出库量	167,742.86	430,320.00
累计出库量	419,624.11	682,200.00

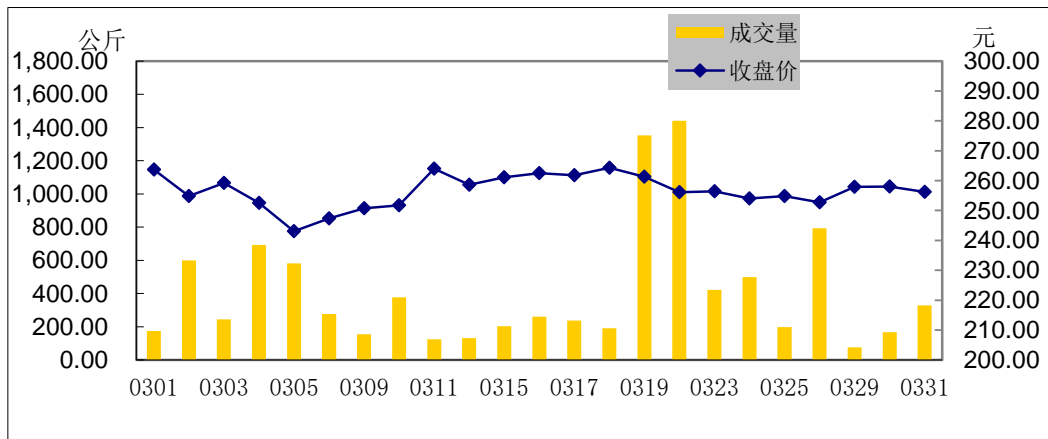
Au99.99量价图



Ag(T+D)量价图



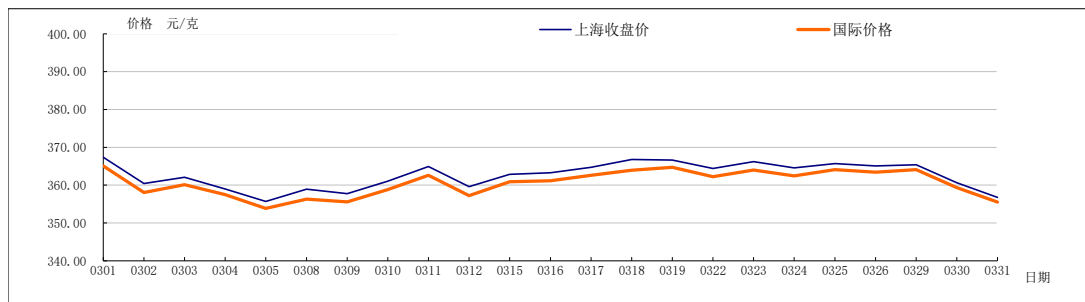
Pt99.95量价图



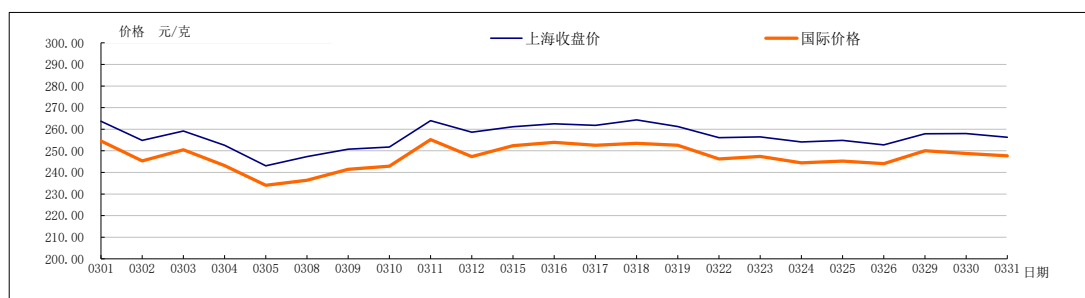
月度行情表

品种	开盘价	收盘价	最高价	最低价	涨跌	加权平均价	成交量(千克)	成交额(万元)
Au99.95	364.30	356.88	368.00	353.61	-10.89	362.77	10,702.00	388,161.67
Au99.99	368.26	356.79	370.00	353.06	-11.47	362.62	374,156.02	13,640,473.28
Au100g	369.00	358.41	369.36	353.01	-10.40	362.56	750.20	27,199.60
Au995	-	-	-	-	-	-	-	-
PGC30g	373.22	363.20	373.55	276.00	-10.01	369.12	35.82	1,322.20
iAu9999	360.10	356.65	366.45	353.00	-8.00	361.64	28,961.32	1,047,814.30
iAu100g	360.01	360.01	360.01	360.01	40.01	360.01	0.40	14.40
iAu995	-	-	-	-	-	-	50.00	1,811.50
Au(T+D)	367.43	356.68	369.00	353.00	-12.76	361.64	836,366.00	30,246,036.19
mAu(T+D)	367.55	356.68	369.09	353.20	-13.37	362.18	190,361.00	6,894,565.47
Au(T+N1)	371.95	357.45	371.95	356.05	-15.05	363.25	4,411.80	160,264.12
Au(T+N2)	372.00	360.30	373.00	358.10	-14.20	368.35	2,280.00	83,985.50
NYAuTN06	368.25	356.90	369.95	354.10	-13.30	361.90	3,550.20	128,488.06
NYAuTN12	374.00	362.00	375.15	359.55	-13.90	367.25	2,553.40	93,771.68
Pt99.95	256.06	256.25	264.88	241.70	-5.63	254.83	9,526.00	241,228.08
Ag99.99	5,378.00	5,182.00	5,378.00	5,182.00	-603.00	5,299.00	9,570.00	5,071.08
Ag(T+D)	5,456.00	5,010.00	5,520.00	4,935.00	-597.00	5,289.00	186,808,886.00	98,797,887.93

黄金价格比较图



铂金价格比较图



白银价格比较图

