

2020

月度市场报告

12 总第二百一十六期



上海黄金交易所
SHANGHAI GOLD EXCHANGE

指标说明

1. 行情中各交易品种成交量、成交金额、持仓量按双边计算
2. 成交总量为买入量和卖出量之和
3. 自营/代理比为会员自营成交量与会员代理交易成交量之比
4. 交割情况表中，交割量与成交量数据均不含询价数据

成交量、成交金额表

单位：千克

成交量	上月日均	本月日均	上月累计	本月累计	增减	同比	本年累计
Au99.95	436.86	498.96	9,174.00	11,476.00	25.09%	-12.78%	82,064.00
Au99.99	12,933.54	15,358.70	271,604.32	353,250.14	30.06%	-12.74%	3,227,358.62
Au100g	38.78	27.63	814.40	635.40	-21.98%	20.25%	10,780.20
Au995	0.00	0.00	0.00	0.00	-	-	500.00
PGC30g	0.77	0.46	16.08	10.62	-33.96%	-48.84%	290.40
iAu9999	0.20	504.63	4.18	11,606.50	277567.46%	-37.31%	159,686.46
iAu100g	0.00	0.06	0.00	1.40	-	-	61.00
iAu995	0.00	0.00	0.00	0.00	-	-	100.00
Au(T+D)	46,909.33	35,712.17	985,096.00	821,380.00	-16.62%	-29.57%	19,783,814.00
mAu(T+D)	8,050.89	7,064.49	169,068.60	162,483.20	-3.90%	-7.94%	3,132,215.40
Au(T+N1)	82.61	209.21	1,734.80	4,811.80	177.37%	-25.41%	49,753.20
Au(T+N2)	55.99	11.76	1,175.80	270.40	-77.00%	-97.28%	20,458.40
NYAuTN06	170.30	198.71	3,576.40	4,570.40	27.79%	-52.54%	97,031.20
NYAuTN12	249.85	131.57	5,246.80	3,026.00	-42.33%	-40.81%	106,124.80
询价Au99.95	12,658.10	21,925.22	265,820.00	504,280.00	89.71%	3607.94%	2,200,124.00
询价Au99.99	75,787.91	57,056.77	1,591,546.20	1,312,305.80	-17.55%	-39.41%	24,808,538.40
询价iAu99.99	2,710.01	3,157.04	56,910.16	72,612.00	27.59%	-62.36%	3,497,990.32
询价0Au99.99	0.00	838.26	0.00	19,280.00	-	-69.27%	384,802.60
询价LAu99.95	0.00	0.00	0.00	0.00	-	-	49,472.00
询价LAu99.99	571.43	1,043.48	12,000.00	24,000.00	100.00%	-4.00%	73,728.00
上海金SHAU	4,861.43	4,773.65	102,090.00	109,794.00	7.55%	52.03%	986,654.00
Pt99.95	207.62	281.57	4,360.00	6,476.00	48.53%	44.49%	84,318.00
Ag99.99	2,041.43	2,512.17	42,870.00	57,780.00	34.78%	106.21%	352,890.00
Ag(T+D)	16,476,057.90	15,730,104.96	345,997,216.00	361,792,414.00	4.57%	108.12%	4,179,717,272.00
询价PAg99.99	35,474.29	48,913.04	744,960.00	1,125,000.00	51.01%	-14.83%	24,186,180.00
询价OAg99.99	0.00	0.00	0.00	0.00	-	-	0.00
上海银SHAG	50,754.29	49,060.43	1,065,840.00	1,128,390.00	5.87%	14.25%	10,396,080.00
黄金合计	165,517.99	148,512.77	3,475,877.74	3,415,793.66	-1.73%	-21.35%	58,671,547.00
白银合计	16,564,327.90	15,830,590.61	347,850,886.00	364,103,584.00	4.67%	106.67%	4,214,652,422.00
铂金合计	207.62	281.57	4,360.00	6,476.00	48.53%	44.49%	84,318.00
合计	16,730,053.51	15,979,384.94	351,331,123.74	367,525,853.66	4.61%	103.59%	4,273,408,287.00

单位：万元

成交金额	上月日均	本月日均	上月累计	本月累计	增减	同比	本年累计
Au99.95	16,930.14	19,285.60	355,533.01	443,568.72	24.76%	0.56%	3,169,616.72
Au99.99	500,315.17	585,923.27	10,506,618.54	13,476,235.12	28.26%	1.86%	121,137,138.76
Au100g	1,512.21	1,066.56	31,756.35	24,530.86	-22.75%	38.19%	419,374.80
Au995	0.00	0.00	0.00	0.00	-	-	17,677.00
PGC30g	30.13	18.15	632.74	417.49	-34.02%	-41.38%	11,268.92
iAu9999	7.82	19,630.24	164.15	451,495.58	274945.05%	-26.87%	5,882,486.86
iAu100g	0.00	2.29	0.00	52.77	-	-	1,979.81
iAu995	0.00	0.00	0.00	0.00	-	-	3,926.90
Au(T+D)	1,842,337.48	1,377,664.50	38,689,087.17	31,686,283.50	-18.10%	-18.91%	762,757,532.96
mAu(T+D)	316,868.21	272,797.07	6,654,232.39	6,274,332.72	-5.71%	6.00%	119,678,720.68
Au(T+N1)	3,347.12	8,177.93	70,289.59	188,092.42	167.60%	-14.80%	1,891,411.06
Au(T+N2)	2,230.96	445.71	46,850.07	10,251.30	-78.12%	-96.98%	793,732.31
NYAuTN06	6,830.16	7,845.75	143,433.46	180,452.30	25.81%	-44.66%	3,754,487.02
NYAuTN12	9,996.96	5,126.21	209,936.15	117,902.93	-43.84%	-31.50%	4,276,815.40
询价Au99.95	497,316.30	845,708.28	10,443,642.23	19,451,290.41	86.25%	4172.87%	86,573,064.49
询价Au99.99	2,981,768.87	2,206,696.54	62,617,146.37	50,754,020.45	-18.95%	-29.83%	955,749,153.41
询价iAu99.99	108,663.00	123,050.19	2,281,922.99	2,830,154.35	24.02%	-55.77%	130,911,848.13
询价OAU99.99	0.00	31,312.07	0.00	720,177.60	-	-65.05%	14,562,120.35
询价LAU99.95	0.00	0.00	0.00	0.00	-	-	2,228,129.12
询价LAU99.99	22,066.00	39,756.52	463,386.00	914,400.00	97.33%	9.46%	2,714,411.84
上海金SHAU	191,122.36	184,479.78	4,013,569.60	4,243,035.04	5.72%	75.49%	38,542,864.98
Pt99.95	4,164.17	6,224.88	87,447.62	143,172.19	63.72%	49.18%	1,648,252.43
Ag99.99	1,013.86	1,291.07	21,291.09	29,694.54	39.47%	153.45%	165,286.78
Ag(T+D)	8,320,345.23	8,145,762.16	174,727,249.79	187,352,529.63	7.23%	159.09%	2,059,852,058.68
询价PAg99.99	17,506.38	25,927.49	367,633.89	596,332.30	62.21%	9.40%	10,414,691.82
询价OAg99.99	0.00	0.00	0.00	0.00	-	-	0.00
上海银SHAG	25,607.43	25,489.56	537,756.03	586,259.90	9.02%	43.40%	5,026,023.62
黄金合计	6,501,342.90	5,728,986.68	136,528,200.82	131,766,693.55	-3.49%	-9.03%	2,255,077,761.48
白银合计	8,364,472.90	8,198,470.28	175,653,930.80	188,564,816.36	7.35%	157.33%	2,075,458,060.89
铂金合计	4,164.17	6,224.88	87,447.62	143,172.19	63.72%	49.18%	1,648,252.43
合计	14,869,979.96	13,933,681.83	312,269,579.23	320,474,682.10	2.63%	46.86%	4,332,184,074.81

黄金总交易量前十名

单位：千克

序号	会员买卖总量前十名			买入量前十名			卖出量前十名		
	会员简称	买卖总量	比重	会员简称	买入量	比重	会员简称	卖出量	比重
1	浦发银行	330,619.43	9.68%	中国银行	229,819.68	13.46%	浦发银行	186,069.08	10.89%
2	中国银行	304,532.88	8.92%	浦发银行	144,550.35	8.46%	平安银行	175,126.75	10.25%
3	平安银行	256,951.15	7.52%	建设银行	106,712.89	6.25%	浙商银行	87,711.40	5.14%
4	工商银行	189,194.84	5.54%	工商银行	105,416.89	6.17%	农业银行	85,890.89	5.03%
5	农业银行	171,273.26	5.01%	上海农商	94,219.98	5.52%	宁波银行	83,935.50	4.91%
6	Jump Trading	158,999.10	4.65%	农业银行	85,382.37	5.00%	工商银行	83,777.95	4.91%
7	宁波银行	149,140.83	4.37%	平安银行	81,824.40	4.79%	Jump Trading	79,495.20	4.65%
8	上海农商	127,039.78	3.72%	Jump Trading	79,503.90	4.66%	中国银行	74,713.20	4.37%
9	建设银行	115,793.98	3.39%	上海银行	72,782.96	4.26%	民生银行	50,855.17	2.98%
10	上海银行	112,931.03	3.31%	宁波银行	65,205.33	3.82%	上海银行	40,148.07	2.35%
	合 计	1,916,476.28	56.11%		1,065,418.75	62.38%		947,723.21	55.49%

会员铂金交易前十名

单位：千克

序号	会员买入量前十名		
	会员简称	买入量	比重
1	工商银行	997.00	30.79%
2	上海贺利氏	518.00	16.00%
3	中国银行	340.00	10.50%
4	老凤祥	326.00	10.07%
5	周大福珠宝	326.00	10.07%
6	深圳翠绿	265.00	8.18%
7	广东粤宝	118.00	3.64%
8	有研亿金	112.00	3.46%
9	中博世金	55.00	1.70%
10	北京菜百	50.00	1.54%
	合 计	3,107.00	95.95%

会员白银交易前十名

单位：千克

序号	会员买卖总量前十名			买入量前十名			卖出量前十名		
	会员简称	买卖总量	比重	会员简称	买入量	比重	会员简称	卖出量	比重
1	Jump Trading	89,882,965.00	24.69%	Jump Trading	44,940,948.00	24.69%	Jump Trading	44,942,017.00	24.69%
2	工商银行	71,004,261.00	19.50%	工商银行	35,528,940.00	19.52%	工商银行	35,475,321.00	19.49%
3	浦发银行	47,352,042.00	13.01%	浦发银行	23,655,853.00	12.99%	浦发银行	23,696,189.00	13.02%
4	平安银行	28,397,784.00	7.80%	平安银行	14,245,767.00	7.83%	平安银行	14,152,017.00	7.77%
5	上海仟家信	12,441,588.00	3.42%	上海仟家信	6,219,818.00	3.42%	上海仟家信	6,221,770.00	3.42%
6	山金贵金属	10,840,665.00	2.98%	山金贵金属	5,420,465.00	2.98%	山金贵金属	5,420,200.00	2.98%
7	湖北众联	9,443,467.00	2.59%	湖北众联	4,722,634.00	2.59%	湖北众联	4,720,833.00	2.59%
8	山东恒邦	7,674,426.00	2.11%	山东恒邦	3,809,132.00	2.09%	山东恒邦	3,865,294.00	2.12%
9	中国银行	7,615,363.00	2.09%	中国银行	3,774,224.00	2.07%	中国银行	3,841,139.00	2.11%
10	恒丰银行	7,046,400.00	1.94%	恒丰银行	3,511,446.00	1.93%	恒丰银行	3,534,954.00	1.94%
	合 计	291,698,961.00	80.11%		145,829,227.00	80.10%		145,869,734.00	80.13%

自营、代理情况表

单位：千克

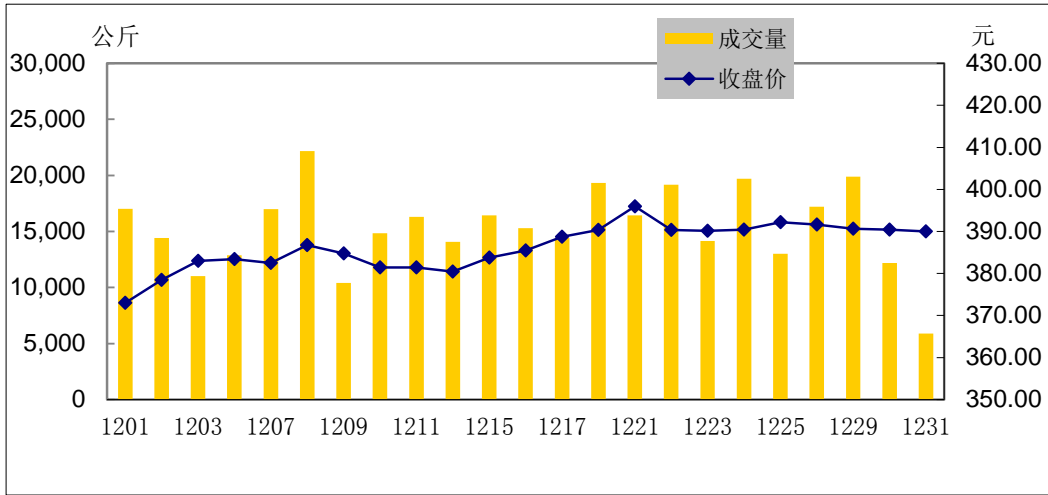
品种	买卖总量	自营量	占总成交量%	代理量	占总成交量%	自营代理比
黄金	3,415,793.66	2,757,036.48	80.71%	658,757.18	19.29%	4.19:1
铂金(买方)	3,238.00	1,065.00	32.89%	2,173.00	67.11%	1:2.04
白银	364,103,584.00	103,880,424.00	28.53%	260,223,160.00	71.47%	1:2.51
合计	367,522,615.66	106,638,525.48	29.02%	260,884,090.18	70.98%	1:2.45

交割情况表

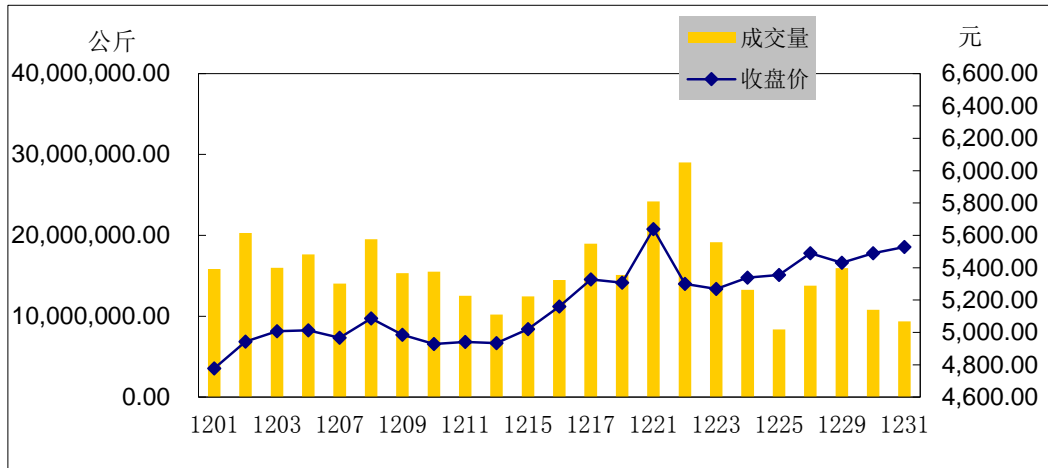
单位：千克

	黄金	白银
本月交割量	800,861.26	2,059,920.00
本月成交量	1,483,315.86	362,978,584.00
本月交割比	53.99%	0.57%
累计交割量	8,277,586.08	41,909,940.00
累计成交量	27,656,891.68	4,190,466,242.00
累计交割比	29.93%	1.00%
本月出库量	162,298.50	369,240.00
累计出库量	1,205,326.62	2,106,615.00

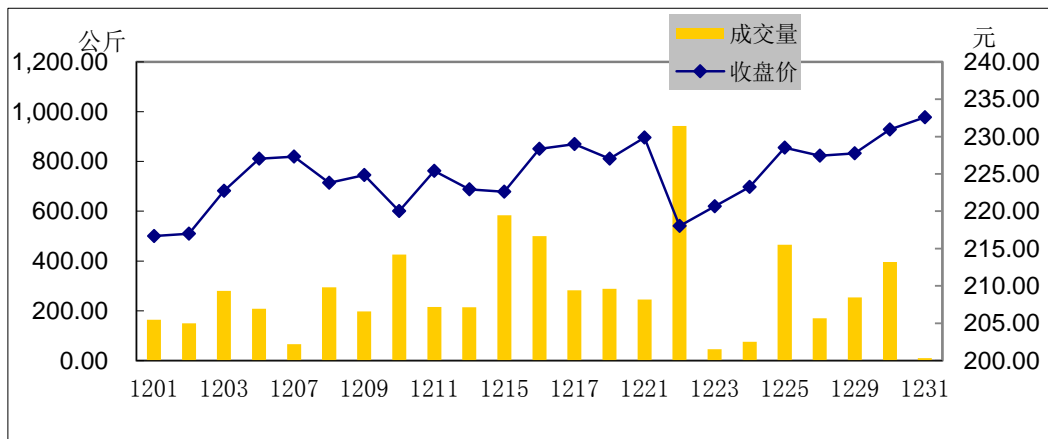
Au99.99量价图



Ag(T+D)量价图



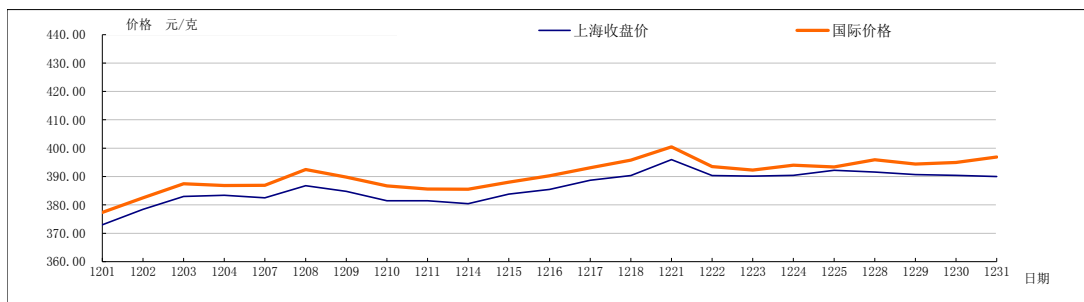
Pt99.95量价图



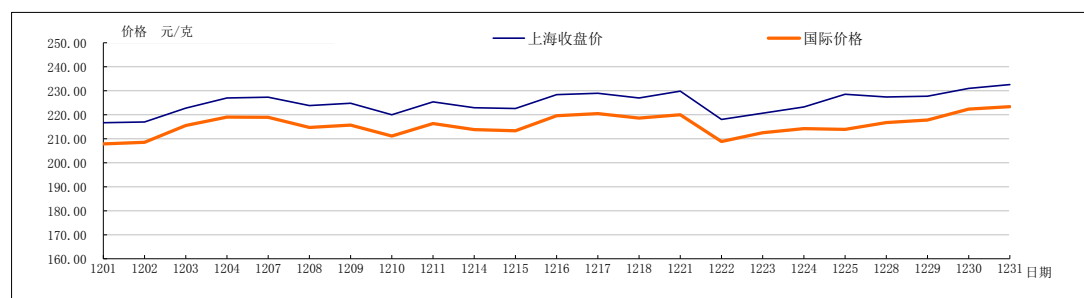
月度行情表

品种	开盘价	收盘价	最高价	最低价	涨跌	加权平均价	成交量(千克)	成交额(万元)
Au99.95	368.00	392.41	397.35	368.00	24.15	387.63	11,476.00	443,568.72
Au99.99	368.50	390.00	397.91	367.00	19.42	386.44	353,250.14	13,476,235.12
Au100g	368.55	394.46	398.20	367.10	24.55	386.07	635.40	24,530.86
Au995	-	-	-	-	-	-	-	-
PGC30g	377.40	397.95	493.81	295.95	24.49	393.11	10.62	417.49
iAu9999	385.00	394.85	398.00	382.00	20.61	393.20	11,606.50	451,495.58
iAu100g	300.00	389.79	389.79	300.00	-7.11	376.96	1.40	52.77
iAu995	-	-	-	-	-	-	-	-
Au(T+D)	367.71	391.94	397.73	366.60	20.89	385.77	821,380.00	31,686,283.50
mAu(T+D)	368.15	392.30	397.88	366.80	21.15	386.15	162,483.20	6,274,332.72
Au(T+N1)	372.05	396.55	402.50	372.00	18.80	390.90	4,811.80	188,092.42
Au(T+N2)	365.05	401.80	407.55	364.25	31.10	379.10	270.40	10,251.30
NYAuTN06	378.85	400.35	406.00	378.15	19.70	394.80	4,570.40	180,452.30
NYAuTN12	373.50	405.05	410.85	372.45	29.85	389.65	3,026.00	117,902.93
Pt99.95	216.17	232.58	232.58	216.13	20.84	223.87	6,476.00	143,172.19
Ag99.99	4,721.00	5,530.00	5,657.00	4,721.00	884.00	5,139.00	57,780.00	29,694.54
Ag(T+D)	4,611.00	5,528.00	5,719.00	4,586.00	848.00	5,178.00	361,792,414.00	187,352,529.63

黄金价格比较图



铂金价格比较图



白银价格比较图

