

2020

月度市场报告

11

总第二百一十五期



上海黄金交易所
SHANGHAI GOLD EXCHANGE

指标说明

1. 行情中各交易品种成交量、成交金额、持仓量按双边计算
2. 成交总量为买入量和卖出量之和
3. 自营/代理比为会员自营成交量与会员代理交易成交量之比
4. 交割情况表中，交割量与成交量数据均不含询价数据

成交量、成交金额表

单位：千克

成交量	上月日均	本月日均	上月累计	本月累计	增减	同比	本年累计
Au99.95	426.63	436.86	6,826.00	9,174.00	34.40%	-60.45%	70,588.00
Au99.99	12,562.47	12,933.54	200,999.46	271,604.32	35.13%	-1.56%	2,874,108.48
Au100g	28.24	38.78	451.80	814.40	80.26%	62.88%	10,144.80
Au995	0.00	0.00	0.00	0.00	-	-	500.00
PGC30g	0.37	0.77	5.88	16.08	173.47%	-1.83%	279.78
iAu9999	12.63	0.20	202.02	4.18	-97.93%	-99.99%	148,079.96
iAu100g	0.49	0.00	7.80	0.00	-100.00%	-100.00%	59.60
iAu995	0.00	0.00	0.00	0.00	-	-	100.00
Au(T+D)	39,141.13	46,909.33	626,258.00	985,096.00	57.30%	-23.32%	18,962,434.00
mAu(T+D)	5,746.13	8,050.89	91,938.00	169,068.60	83.89%	0.01%	2,969,732.20
Au(T+N1)	156.15	82.61	2,498.40	1,734.80	-30.56%	-40.22%	44,941.40
Au(T+N2)	132.45	55.99	2,119.20	1,175.80	-44.52%	-96.78%	20,188.00
NYAuTN06	230.13	170.30	3,682.00	3,576.40	-2.87%	-54.38%	92,460.80
NYAuTN12	660.10	249.85	10,561.60	5,246.80	-50.32%	-40.32%	103,098.80
询价Au99.95	11,126.25	12,658.10	178,020.00	265,820.00	49.32%	946.54%	1,695,844.00
询价Au99.99	65,348.56	75,787.91	1,045,577.00	1,591,546.20	52.22%	-43.92%	23,496,232.60
询价iAu99.99	4,067.85	2,710.01	65,085.54	56,910.16	-12.56%	-73.71%	3,425,378.32
询价0Au99.99	0.00	0.00	0.00	0.00	-	-100.00%	365,522.60
询价LAu99.95	0.00	0.00	0.00	0.00	-	-100.00%	49,472.00
询价LAu99.99	0.00	571.43	0.00	12,000.00	-	-33.33%	49,728.00
上海金SHAU	4,445.25	4,861.43	71,124.00	102,090.00	43.54%	16.79%	876,860.00
Pt99.95	372.88	207.62	5,966.00	4,360.00	-26.92%	-20.26%	77,842.00
Ag99.99	2,246.25	2,041.43	35,940.00	42,870.00	19.28%	-38.98%	295,110.00
Ag(T+D)	16,055,321.75	16,476,057.90	256,885,148.00	345,997,216.00	34.69%	79.73%	3,817,924,858.00
询价PAg99.99	17,325.00	35,474.29	277,200.00	744,960.00	168.74%	-81.05%	23,061,180.00
询价OAg99.99	0.00	0.00	0.00	0.00	-	-100.00%	0.00
上海银SHAG	54,208.13	50,754.29	867,330.00	1,065,840.00	22.89%	38.64%	9,267,690.00
黄金合计	144,084.79	165,517.99	2,305,356.70	3,475,877.74	50.77%	-32.84%	55,255,753.34
白银合计	16,129,101.13	16,564,327.90	258,065,618.00	347,850,886.00	34.79%	76.25%	3,850,548,838.00
铂金合计	372.88	207.62	5,966.00	4,360.00	-26.92%	-20.26%	77,842.00
合计	16,273,558.79	16,730,053.51	260,376,940.70	351,331,123.74	34.93%	73.46%	3,905,882,433.34

单位：万元

成交金额	上月日均	本月日均	上月累计	本月累计	增减	同比	本年累计
Au99.95	17,189.38	16,930.14	275,030.01	355,533.01	29.27%	-54.42%	2,726,048.00
Au99.99	496,519.09	500,315.17	7,944,305.48	10,506,618.54	32.25%	16.51%	107,660,903.64
Au100g	1,138.82	1,512.21	18,221.13	31,756.35	74.28%	90.36%	394,843.94
Au995	0.00	0.00	0.00	0.00	-	-	17,677.00
PGC30g	14.97	30.13	239.54	632.74	164.14%	12.41%	10,851.43
iAu9999	514.03	7.82	8,224.45	164.15	-98.00%	-99.99%	5,430,991.28
iAu100g	18.21	0.00	291.32	0.00	-100.00%	-100.00%	1,927.03
iAu995	0.00	0.00	0.00	0.00	-	-	3,926.90
Au(T+D)	1,575,576.78	1,842,337.48	25,209,228.48	38,689,087.17	53.47%	-9.77%	731,071,249.46
mAu(T+D)	231,486.93	316,868.21	3,703,790.91	6,654,232.39	79.66%	18.03%	113,404,387.96
Au(T+N1)	6,408.15	3,347.12	102,530.46	70,289.59	-31.45%	-28.16%	1,703,318.63
Au(T+N2)	5,337.11	2,230.96	85,393.78	46,850.07	-45.14%	-96.21%	783,481.01
NYAuTN06	9,571.28	6,830.16	153,140.54	143,433.46	-6.34%	-45.77%	3,574,034.71
NYAuTN12	27,146.06	9,996.96	434,336.88	209,936.15	-51.67%	-28.74%	4,158,912.47
询价Au99.95	448,501.10	497,316.30	7,176,017.57	10,443,642.23	45.54%	1134.11%	67,121,774.08
询价Au99.99	2,646,217.74	2,981,768.87	42,339,483.85	62,617,146.37	47.89%	-33.52%	904,995,132.95
询价iAu99.99	166,218.22	108,663.00	2,659,491.50	2,281,922.99	-14.20%	-68.28%	128,081,693.78
询价OAU99.99	0.00	0.00	0.00	0.00	-	-100.00%	13,841,942.75
询价LAU99.95	0.00	0.00	0.00	0.00	-	-100.00%	2,228,129.12
询价LAU99.99	0.00	22,066.00	0.00	463,386.00	-	-22.42%	1,800,011.84
上海金SHAU	179,066.17	191,122.36	2,865,058.70	4,013,569.60	40.09%	37.84%	34,299,829.94
Pt99.95	7,354.46	4,164.17	117,671.40	87,447.62	-25.68%	-24.29%	1,505,080.24
Ag99.99	1,140.72	1,013.86	18,251.56	21,291.09	16.65%	-27.43%	135,592.24
Ag(T+D)	8,224,631.68	8,320,345.23	131,594,106.87	174,727,249.79	32.78%	118.35%	1,872,499,529.05
询价PAg99.99	8,873.73	17,506.38	141,979.76	367,633.89	158.93%	-77.21%	9,818,359.52
询价OAg99.99	0.00	0.00	0.00	0.00	-	-100.00%	0.00
上海银SHAG	27,869.13	25,607.43	445,906.15	537,756.03	20.60%	68.86%	4,439,763.73
黄金合计	5,810,924.04	6,501,342.90	92,974,784.62	136,528,200.82	46.84%	-20.62%	2,123,311,067.93
白银合计	8,262,515.27	8,364,472.90	132,200,244.34	175,653,930.80	32.87%	114.16%	1,886,893,244.53
铂金合计	7,354.46	4,164.17	117,671.40	87,447.62	-25.68%	-24.29%	1,505,080.24
合计	14,080,793.77	14,869,979.96	225,292,700.36	312,269,579.23	38.61%	22.88%	4,011,709,392.71

黄金总交易量前十名

单位：千克

序号	会员买卖总量前十名			买入量前十名			卖出量前十名		
	会员简称	买卖总量	比重	会员简称	买入量	比重	会员简称	卖出量	比重
1	工商银行	304,141.66	8.75%	中国银行	221,718.38	12.76%	浦发银行	184,713.44	10.63%
2	浦发银行	274,879.15	7.91%	工商银行	148,418.70	8.54%	工商银行	155,722.96	8.96%
3	平安银行	272,023.52	7.83%	平安银行	119,006.06	6.85%	招商银行	153,371.22	8.82%
4	中国银行	269,777.00	7.76%	浦发银行	90,165.71	5.19%	平安银行	153,017.46	8.80%
5	招商银行	192,021.60	5.52%	Jump Trading	82,956.10	4.77%	宁波银行	123,679.60	7.12%
6	宁波银行	181,977.54	5.24%	上海农商	80,631.38	4.64%	农业银行	93,759.27	5.39%
7	农业银行	168,550.32	4.85%	农业银行	74,791.05	4.30%	Jump Trading	82,942.80	4.77%
8	Jump Trading	165,898.90	4.77%	建设银行	65,836.61	3.79%	上海农商	58,544.87	3.37%
9	上海农商	139,176.25	4.00%	中信银行	58,828.26	3.38%	中国银行	48,058.62	2.77%
10	上海银行	82,464.27	2.37%	宁波银行	58,297.94	3.35%	民生银行	35,055.81	2.02%
	合计	2,050,910.21	59.00%		1,000,650.19	57.58%		1,088,866.05	62.65%

会员铂金交易前十名

单位：千克

序号	会员买入量前十名		
	会员简称	买入量	比重
1	工商银行	608.00	27.89%
2	周大福珠宝	362.00	16.61%
3	中国银行	304.00	13.94%
4	上海贺利氏	214.00	9.82%
5	金创黄金	146.00	6.70%
6	深圳翠绿	122.00	5.60%
7	广东粤宝	100.00	4.59%
8	贵研金属	90.00	4.13%
9	中国黄金	48.00	2.20%
10	有研亿金	48.00	2.20%
	合计	2,042.00	93.67%

会员白银交易前十名

单位：千克

序号	会员买卖总量前十名			买入量前十名			卖出量前十名		
	会员简称	买卖总量	比重	会员简称	买入量	比重	会员简称	卖出量	比重
1	Jump Trading	80,898,037.00	23.26%	Jump Trading	40,448,863.00	23.26%	Jump Trading	40,449,174.00	23.26%
2	工商银行	62,850,835.00	18.07%	工商银行	31,336,856.00	18.02%	工商银行	31,513,979.00	18.12%
3	浦发银行	49,884,422.00	14.34%	浦发银行	24,949,644.00	14.35%	浦发银行	24,934,778.00	14.34%
4	平安银行	30,220,986.00	8.69%	平安银行	15,095,451.00	8.68%	平安银行	15,125,535.00	8.70%
5	上海仟家信	13,214,801.00	3.80%	上海仟家信	6,607,573.00	3.80%	上海仟家信	6,607,228.00	3.80%
6	湖北众联	11,351,957.00	3.26%	湖北众联	5,675,891.00	3.26%	湖北众联	5,676,066.00	3.26%
7	金创黄金	10,915,782.00	3.14%	金创黄金	5,639,450.00	3.24%	金创黄金	5,276,332.00	3.03%
8	山东恒邦	8,532,973.00	2.45%	山东恒邦	4,266,411.00	2.45%	山东恒邦	4,266,562.00	2.45%
9	招金集团	7,543,423.00	2.17%	招金集团	3,806,788.00	2.19%	招金集团	3,736,635.00	2.15%
10	中国银行	7,417,204.00	2.13%	中国银行	3,750,869.00	2.16%	中国银行	3,666,335.00	2.11%
	合计	282,830,420.00	81.31%		141,577,796.00	81.40%		141,252,624.00	81.21%

自营、代理情况表

单位：千克

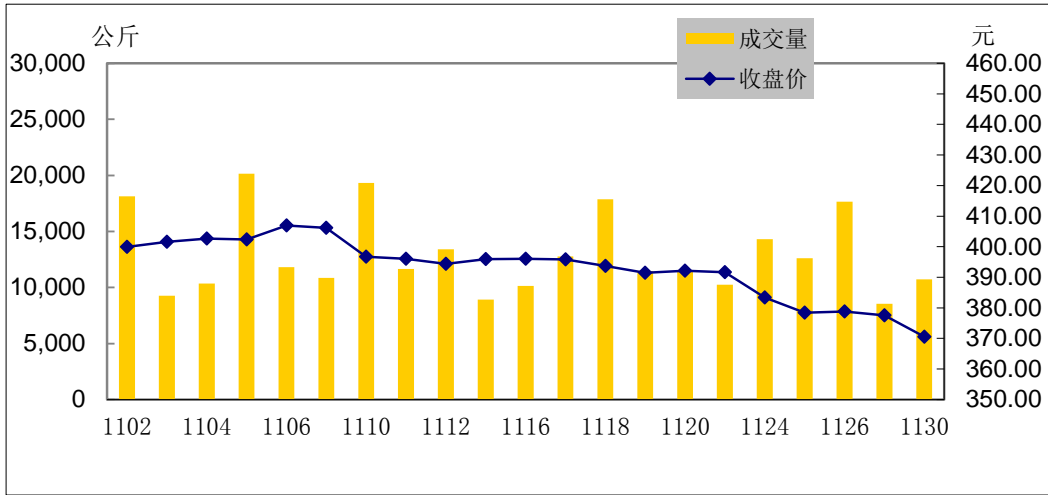
品种	买卖总量	自营量	占总成交量%	代理量	占总成交量%	自营代理比
黄金	3,475,877.74	2,726,974.46	78.45%	748,903.28	21.55%	3.64:1
铂金(买方)	2,180.00	466.00	21.38%	1,714.00	78.62%	1:3.68
白银	347,850,886.00	95,214,239.00	27.37%	252,636,647.00	72.63%	1:2.65
合计	351,328,943.74	97,941,679.46	27.88%	253,387,264.28	72.12%	1:2.59

交割情况表

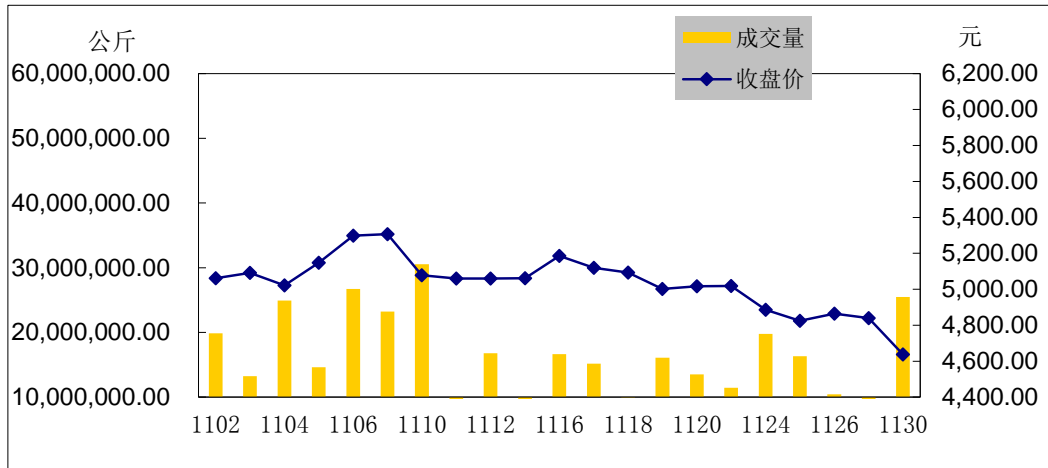
单位：千克

	黄金	白银
本月交割量	690,277.78	4,578,750.00
本月成交量	1,549,601.38	347,105,926.00
本月交割比	44.55%	1.32%
累计交割量	7,476,724.82	39,850,020.00
累计成交量	26,173,575.82	3,827,487,658.00
累计交割比	28.57%	1.04%
本月出库量	127,645.52	702,675.00
累计出库量	1,043,028.12	1,737,375.00

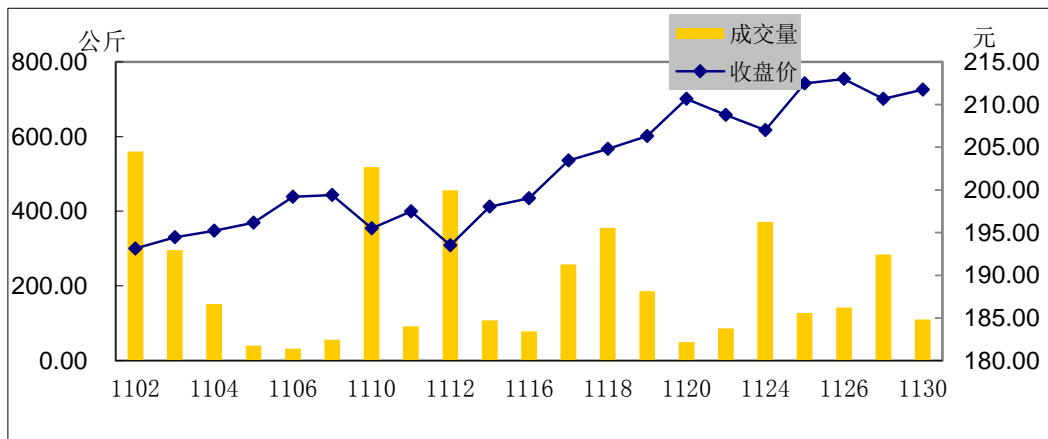
Au99.99量价图



Ag(T+D)量价图



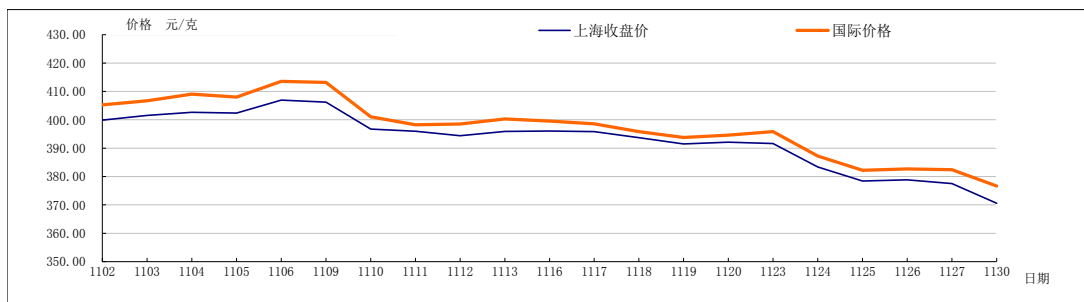
Pt99.95量价图



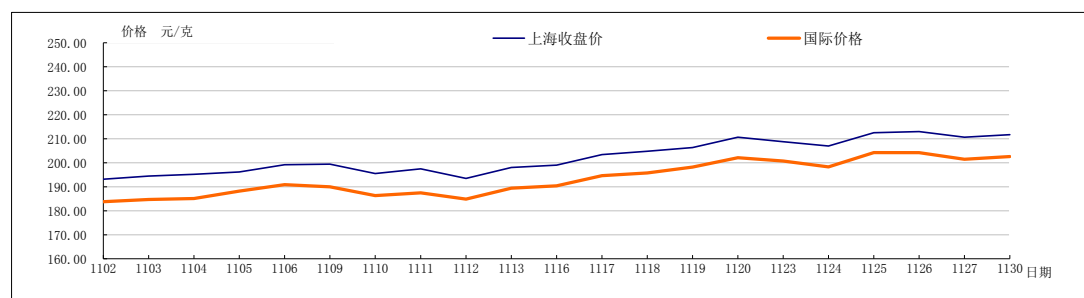
月度行情表

品种	开盘价	收盘价	最高价	最低价	涨跌	加权平均价	成交量(千克)	成交额(万元)
Au99.95	398.80	368.26	408.50	362.99	-28.31	388.99	9,174.00	355,533.01
Au99.99	397.98	370.58	409.28	278.39	-26.63	393.17	271,604.32	10,506,618.54
Au100g	397.57	369.91	409.86	366.10	-27.70	389.94	814.40	31,756.35
Au995	-	-	-	-	-	-	-	-
PGC30g	404.96	373.46	414.00	372.56	-28.51	393.50	16.08	632.74
iAu9999	401.00	374.24	410.00	371.20	-23.37	392.71	4.18	164.15
iAu100g	-	-	-	-	-	-	-	-
iAu995	-	-	-	-	-	-	-	-
Au(T+D)	397.80	369.32	409.64	366.31	-27.11	392.74	985,096.00	38,689,087.17
mAu(T+D)	397.50	369.50	409.68	366.83	-27.10	393.58	169,068.60	6,654,232.39
Au(T+N1)	402.20	374.25	419.30	372.30	-29.10	405.15	1,734.80	70,289.59
Au(T+N2)	398.80	369.15	417.80	365.05	-27.75	398.45	1,175.80	46,850.07
NYAuTN06	411.00	380.70	440.00	378.65	-28.95	401.05	3,576.40	143,433.46
NYAuTN12	406.95	375.45	417.90	372.70	-30.15	400.10	5,246.80	209,936.15
Pt99.95	192.26	211.74	213.54	190.10	20.54	199.45	4,360.00	87,447.62
Ag99.99	5,130.00	4,646.00	5,210.00	4,640.00	-314.00	4,966.43	42,870.00	21,291.09
Ag(T+D)	4,966.00	4,637.00	5,437.00	4,562.00	-224.00	5,049.96	345,997,216.00	174,727,249.79

黄金价格比较图



铂金价格比较图



白银价格比较图

