

2020

月度市场报告

9

总第二百一十三期



上海黄金交易所
SHANGHAI GOLD EXCHANGE

指标说明

1. 行情中各交易品种成交量、成交金额、持仓量按双边计算
2. 成交总量为买入量和卖出量之和
3. 自营/代理比为会员自营成交量与会员代理交易成交量之比

成交量、成交金额表

单位：千克

成交量	上月日均	本月日均	上月累计	本月累计	增减	同比	本年累计
Au99.95	437.62	366.18	9,190.00	8,056.00	-12.34%	-26.17%	54,588.00
Au99.99	12,383.73	13,512.23	260,058.40	297,269.08	14.31%	4.27%	2,401,504.70
Au100g	66.31	40.35	1,392.60	887.80	-36.25%	-1.03%	8,878.60
Au995	0.00	0.00	0.00	0.00	-	-	500.00
PGC30g	1.34	1.18	28.08	25.98	-7.48%	45.79%	257.82
iAu9999	15.76	0.21	330.96	4.52	-98.63%	-99.99%	147,873.76
iAu100g	0.03	0.05	0.60	1.20	100.00%	100.00%	51.80
iAu995	0.00	0.00	0.00	0.00	-	-	100.00
Au(T+D)	117,720.95	55,897.45	2,472,140.00	1,229,744.00	-50.26%	-33.53%	17,351,080.00
mAu(T+D)	14,499.76	8,553.35	304,495.00	188,173.60	-38.20%	-38.42%	2,708,725.60
Au(T+N1)	119.96	78.72	2,519.20	1,731.80	-31.26%	-62.76%	40,708.20
Au(T+N2)	105.94	43.81	2,224.80	963.80	-56.68%	-93.71%	16,893.00
NYAuTN06	316.64	115.15	6,649.40	2,533.20	-61.90%	-	85,202.40
NYAuTN12	838.72	246.15	17,613.20	5,415.20	-69.25%	-	87,290.40
询价Au99.95	22,057.14	2,672.73	463,200.00	58,800.00	-87.31%	-77.98%	1,252,004.00
询价Au99.99	94,792.68	84,619.74	1,990,646.20	1,861,634.20	-6.48%	-21.17%	20,859,109.40
询价iAu99.99	3,053.81	4,703.91	64,130.00	103,486.00	61.37%	-86.54%	3,303,382.62
询价0Au99.99	805.71	555.28	16,920.00	12,216.20	-27.80%	-82.60%	365,522.60
询价LAu99.95	0.00	0.00	0.00	0.00	-	-	49,472.00
询价LAu99.99	0.00	0.00	0.00	0.00	-	-100.00%	37,728.00
上海金SHAU	4,400.00	5,017.73	92,400.00	110,390.00	19.47%	27.86%	703,646.00
Pt99.95	217.90	423.36	4,576.00	9,314.00	103.54%	136.88%	67,516.00
Ag99.99	1,451.43	1,962.27	30,480.00	43,170.00	41.63%	361.22%	216,300.00
Ag(T+D)	34,205,380.38	21,704,782.09	718,312,988.00	477,505,206.00	-33.52%	50.23%	3,215,042,494.00
询价PAg99.99	37,037.14	17,877.27	777,780.00	393,300.00	-49.43%	-89.76%	22,039,020.00
询价OAg99.99	0.00	0.00	0.00	0.00	-	-	0.00
上海银SHAG	45,732.86	55,823.18	960,390.00	1,228,110.00	27.88%	340.70%	7,334,520.00
黄金合计	271,616.12	176,424.21	5,703,938.44	3,881,332.58	-31.95%	-36.13%	49,474,518.90
白银合计	34,289,601.81	21,780,444.82	720,081,638.00	479,169,786.00	-33.46%	48.82%	3,244,632,334.00
铂金合计	217.90	423.36	4,576.00	9,314.00	103.54%	136.88%	67,516.00
合计	34,561,435.83	21,957,292.39	725,790,152.44	483,060,432.58	-33.44%	47.25%	3,294,174,368.90

单位：万元

成交金额	上月日均	本月日均	上月累计	本月累计	增减	同比	本年累计
Au99.95	17,607.12	14,934.87	369,749.62	328,567.04	-11.14%	-13.31%	2,095,484.97
Au99.99	517,639.31	549,239.52	10,870,425.58	12,083,269.49	11.16%	24.55%	89,209,979.62
Au100g	2,817.77	1,661.54	59,173.20	36,553.82	-38.23%	16.64%	344,866.46
Au995	0.00	0.00	0.00	0.00	-	-	17,677.00
PGC30g	57.85	48.99	1,214.83	1,077.70	-11.29%	73.35%	9,979.14
iAu9999	709.95	8.49	14,908.89	186.87	-98.75%	-99.99%	5,422,602.68
iAu100g	1.02	1.83	21.40	40.32	88.41%	122.89%	1,635.71
iAu995	0.00	0.00	0.00	0.00	-	-	3,926.90
Au(T+D)	5,008,048.40	2,297,538.30	105,169,016.50	50,545,842.50	-51.94%	-21.77%	667,172,933.82
mAu(T+D)	615,753.47	350,951.80	12,930,822.81	7,720,939.54	-40.29%	-27.64%	103,046,364.66
Au(T+N1)	5,208.56	3,306.74	109,379.83	72,748.29	-33.49%	-56.01%	1,530,498.58
Au(T+N2)	4,504.82	1,801.98	94,601.26	39,643.59	-58.09%	-92.64%	651,237.16
NYAuTN06	14,232.95	4,896.46	298,892.00	107,722.06	-63.96%	-	3,277,460.71
NYAuTN12	36,841.09	10,485.31	773,662.96	230,676.92	-70.18%	-	3,514,639.44
询价Au99.95	929,397.97	110,176.97	19,517,357.27	2,423,893.43	-87.58%	-67.26%	49,502,114.28
询价Au99.99	4,062,008.79	3,495,111.05	85,302,184.68	76,892,443.09	-9.86%	-5.93%	800,038,502.73
询价iAu99.99	134,154.76	198,780.13	2,817,250.02	4,373,162.93	55.23%	-83.54%	123,140,279.29
询价OAU99.99	34,568.42	23,165.56	725,936.80	509,642.33	-29.80%	-77.88%	13,841,942.75
询价LAU99.95	0.00	0.00	0.00	0.00	-	-	2,228,129.12
询价LAU99.99	0.00	0.00	0.00	0.00	-	-100.00%	1,336,625.84
上海金SHAU	186,280.44	206,345.62	3,911,889.23	4,539,603.60	16.05%	50.85%	27,421,201.65
Pt99.95	4,705.51	8,711.95	98,815.78	191,662.89	93.96%	119.17%	1,299,961.22
Ag99.99	862.84	1,118.97	18,119.66	24,617.43	35.86%	490.55%	96,049.59
Ag(T+D)	21,055,151.14	12,101,025.58	442,158,173.89	266,222,562.83	-39.79%	86.84%	1,566,178,172.39
询价PAg99.99	21,733.90	10,190.68	456,411.94	224,194.95	-50.88%	-86.81%	9,308,745.87
询价OAg99.99	0.00	0.00	0.00	0.00	-	-	0.00
上海银SHAG	27,993.77	31,152.60	587,869.14	685,357.11	16.58%	458.94%	3,456,101.55
黄金合计	11,569,832.71	7,268,455.16	242,966,486.86	159,906,013.53	-34.19%	-23.44%	1,893,808,082.50
白银合计	21,105,741.65	12,143,487.83	443,220,574.65	267,156,732.33	-39.72%	85.12%	1,579,039,069.40
铂金合计	4,705.51	8,711.95	98,815.78	191,662.89	93.96%	119.17%	1,299,961.22
合计	32,680,279.87	19,420,654.94	686,285,877.29	427,254,408.75	-37.74%	20.94%	3,474,147,113.12

黄金总交易量前十名

单位：千克

序号	会员买卖总量前十名			买入量前十名			卖出量前十名		
	会员简称	买卖总量	比重	会员简称	买入量	比重	会员简称	卖出量	比重
1	浦发银行	541,477.48	13.95%	浦发银行	255,946.66	13.19%	浦发银行	285,530.82	14.71%
2	Jump Trading	238,926.60	6.16%	工商银行	159,137.69	8.20%	招商银行	146,011.99	7.52%
3	工商银行	233,316.95	6.01%	中信银行	120,418.25	6.20%	平安银行	134,274.86	6.92%
4	平安银行	232,741.57	6.00%	Jump Trading	119,466.60	6.16%	Jump Trading	119,460.00	6.16%
5	北京银行	230,006.55	5.93%	北京银行	115,371.98	5.94%	北京银行	114,634.57	5.91%
6	中信银行	197,924.28	5.10%	平安银行	98,466.71	5.07%	中信银行	77,506.03	3.99%
7	招商银行	173,407.38	4.47%	农业银行	97,671.51	5.03%	工商银行	74,179.26	3.82%
8	农业银行	153,910.63	3.97%	中国银行	73,130.61	3.77%	中国银行	71,867.51	3.70%
9	中国银行	144,998.12	3.74%	上海银行	57,002.85	2.94%	上海银行	59,571.84	3.07%
10	上海银行	116,574.69	3.00%	广发银行	52,495.73	2.71%	大华银行	57,494.14	2.96%
合 计		2,263,284.25	58.31%	1,149,108.59		59.21%	1,140,531.02		58.77%

会员铂金交易前十名

单位：千克

序号	会员买入量前十名		
	会员简称	买入量	比重
1	工商银行	1,266.00	27.18%
2	贵研金属	744.00	15.98%
3	上海贺利氏	703.00	15.10%
4	周大福珠宝	362.00	7.77%
5	深圳翠绿	307.00	6.59%
6	金创黄金	203.00	4.36%
7	老凤祥	186.00	3.99%
8	中国银行	167.00	3.59%
9	中博世金	156.00	3.35%
10	广东粤宝	143.00	3.07%
合 计		4,237.00	90.98%

会员白银交易前十名

单位：千克

序号	会员买卖总量前十名			买入量前十名			卖出量前十名		
	会员简称	买卖总量	比重	会员简称	买入量	比重	会员简称	卖出量	比重
1	Jump Trading	122,067,424.00	25.47%	Jump Trading	61,033,945.00	25.47%	Jump Trading	61,033,479.00	25.47%
2	浦发银行	81,906,360.00	17.09%	浦发银行	40,965,481.00	17.10%	浦发银行	40,940,879.00	17.09%
3	工商银行	64,335,475.00	13.43%	工商银行	31,998,516.00	13.36%	工商银行	32,336,959.00	13.50%
4	平安银行	43,133,560.00	9.00%	平安银行	21,232,849.00	8.86%	平安银行	21,900,711.00	9.14%
5	上海仟家信	17,145,336.00	3.58%	上海仟家信	8,573,856.00	3.58%	上海仟家信	8,571,480.00	3.58%
6	湖北众联	16,777,280.00	3.50%	湖北众联	8,389,017.00	3.50%	湖北众联	8,388,263.00	3.50%
7	金创黄金	14,921,130.00	3.11%	金创黄金	7,433,103.00	3.10%	金创黄金	7,488,027.00	3.13%
8	招金集团	13,222,589.00	2.76%	招金集团	6,626,235.00	2.77%	招金集团	6,596,354.00	2.75%
9	中国银行	11,577,329.00	2.42%	中国银行	5,805,659.00	2.42%	中国银行	5,771,670.00	2.41%
10	山东恒邦	10,599,986.00	2.21%	山东恒邦	5,286,952.00	2.21%	山东恒邦	5,313,034.00	2.22%
合 计		395,686,469.00	82.58%	197,345,613.00		82.37%	198,340,856.00		82.79%

自营、代理情况表

单位：千克

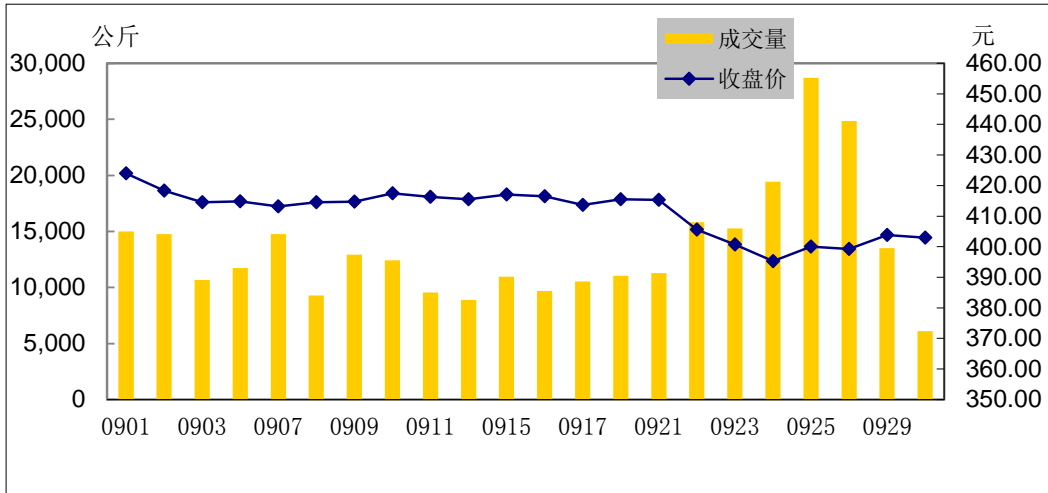
品种	买卖总量	自营量	占总成交量%	代理量	占总成交量%	自营代理比
黄金	3,881,332.58	2,942,723.93	75.82%	938,608.65	24.18%	3.14:1
铂金(买方)	4,657.00	1,840.00	39.51%	2,817.00	60.49%	1:1.53
白银	479,169,786.00	137,299,520.00	28.65%	341,870,266.00	71.35%	1:2.49
合计	483,055,775.58	140,244,083.93	29.03%	342,811,691.65	70.97%	1:2.44

交割情况表

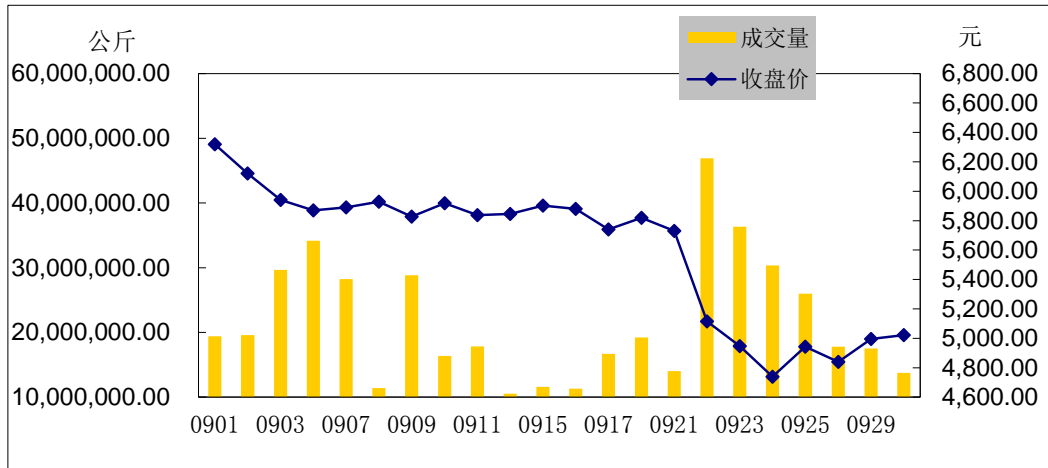
单位：千克

	黄金	白银
本月交割量	739,585.58	2,078,820.00
本月成交量	1,845,196.18	478,776,486.00
本月交割比	40.08%	0.43%
累计交割量	6,276,268.68	33,898,920.00
累计成交量	23,607,300.28	3,222,593,314.00
累计交割比	26.59%	1.05%
本月出库量	153,977.72	189,225.00
累计出库量	821,105.52	671,655.00

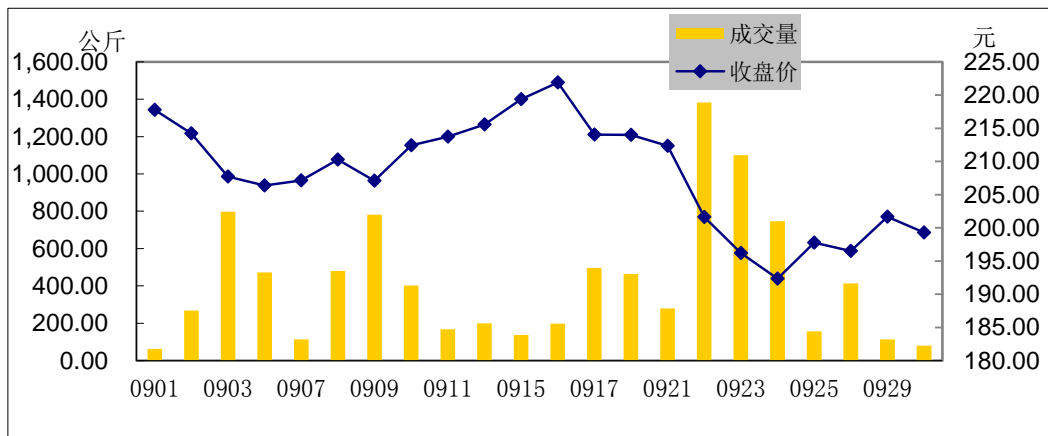
Au99.99量价图



Ag(T+D)量价图



Pt99.95量价图

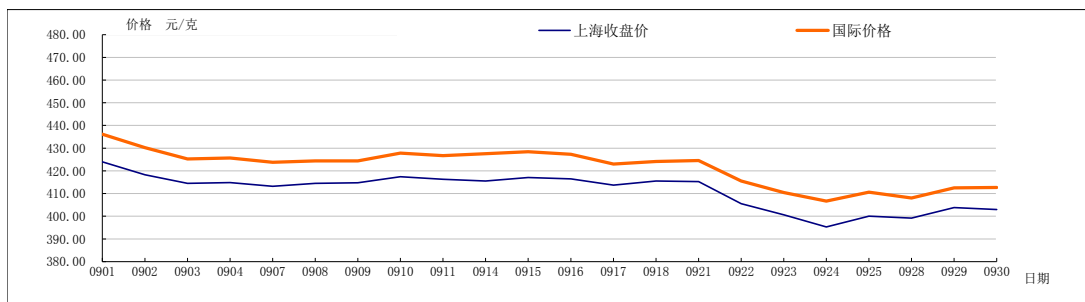


月度行情表

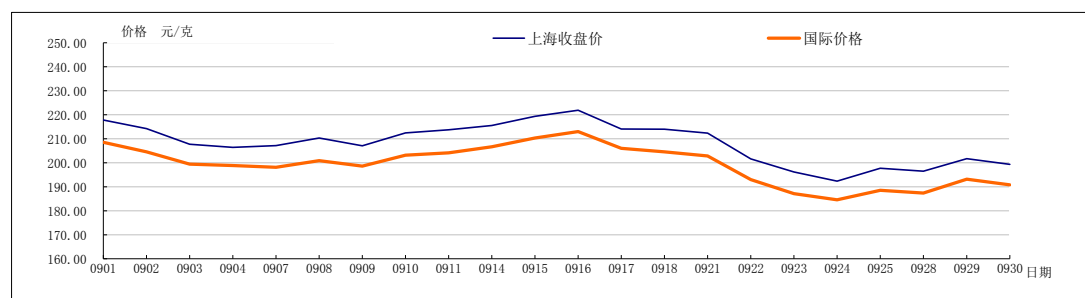
单位:元 / 克

品种	开盘价	收盘价	最高价	最低价	涨跌	加权平均价	成交量(千克)	成交额(万元)
Au99.95	420.00	403.60	423.80	393.50	-15.73	410.71	8,056.00	328,567.04
Au99.99	420.38	402.97	426.00	394.00	-16.03	410.54	297,269.08	12,083,269.49
Au100g	419.24	404.16	424.85	395.51	-15.47	411.73	887.80	36,553.82
Au995	-	-	-	-	-	-	-	-
PGC30g	425.88	409.91	429.24	400.01	-15.71	414.82	25.98	1,077.70
iAu9999	430.00	403.76	430.00	397.51	-24.65	413.42	4.52	186.87
iAu100g	280.01	364.00	364.00	280.01	73.99	336.00	1.20	40.32
iAu995	-	-	-	-	-	-	-	-
Au(T+D)	419.80	402.64	424.80	393.35	-16.88	411.03	1,229,744.00	50,545,842.50
mAu(T+D)	420.00	402.81	424.78	393.50	-16.79	410.31	188,173.60	7,720,939.54
Au(T+N1)	427.05	411.50	432.80	398.20	-16.65	420.07	1,731.80	72,748.29
Au(T+N2)	423.35	406.45	427.70	395.55	-16.50	411.33	963.80	39,643.59
NYAuTN06	440.45	417.50	447.95	409.50	-23.00	425.24	2,533.20	107,722.06
NYAuTN12	436.00	413.70	441.00	401.00	-22.15	425.98	5,415.20	230,676.92
Pt99.95	214.85	199.30	222.00	190.60	-15.92	205.72	9,314.00	191,662.89
Ag99.99	6,316.00	4,921.00	6,316.00	4,915.00	-822.00	5,702.44	43,170.00	24,617.43
Ag(T+D)	6,153.00	5,021.00	6,340.00	4,628.00	-1,086.00	5,575.28	477,505,206.00	266,222,562.83

黄金价格比较图



铂金价格比较图



白银价格比较图

