

2019

月度市场报告

12

总第二百零四期



上海黄金交易所
SHANGHAI GOLD EXCHANGE

指标说明

1. 行情中各交易品种成交量、成交金额、持仓量按双边计算
2. 成交总量为买入量和卖出量之和
3. 自营/代理比为会员自营成交量与会员代理交易成交量之比

成交量、成交金额表

单位：千克

| 成交量 | 上月日均 | 本月日均 | 上月累计 | 本月累计 | 增减 | 同比 | 本年累计 |
|------------|--------------|--------------|----------------|----------------|----------|---------|------------------|
| Au99.95 | 1,104.48 | 598.09 | 23,194.00 | 13,158.00 | -43.27% | -38.42% | 191,414.00 |
| Au99.99 | 13,138.13 | 18,401.50 | 275,900.68 | 404,832.92 | 46.73% | -20.89% | 4,447,805.02 |
| Au100g | 23.81 | 24.02 | 500.00 | 528.40 | 5.68% | -5.95% | 8,850.40 |
| Au50g | 0.00 | 0.00 | 0.00 | 0.00 | - | - | 0.00 |
| Au995 | 0.00 | 0.00 | 0.00 | 0.00 | - | - | 0.00 |
| PGC30g | 0.78 | 0.94 | 16.38 | 20.76 | 26.74% | 229.52% | 133.62 |
| iAu9999 | 1,896.97 | 841.50 | 39,836.44 | 18,513.00 | -53.53% | 8.36% | 565,955.36 |
| iAu100g | 0.02 | 0.00 | 0.40 | 0.00 | -100.00% | - | 11.80 |
| iAu995 | 0.00 | 0.00 | 0.00 | 0.00 | - | - | 0.00 |
| Au(T+D) | 61,172.29 | 53,011.45 | 1,284,618.00 | 1,166,252.00 | -9.21% | 8.03% | 18,674,556.00 |
| mAu(T+D) | 8,049.91 | 8,022.97 | 169,048.20 | 176,505.40 | 4.41% | 31.61% | 2,601,589.20 |
| Au(T+N1) | 138.18 | 293.24 | 2,901.80 | 6,451.20 | 122.32% | 65.86% | 289,388.40 |
| Au(T+N2) | 1,741.41 | 452.39 | 36,569.60 | 9,952.60 | -72.78% | -57.82% | 249,378.40 |
| NYAuTN06 | 373.30 | 437.73 | 7,839.40 | 9,630.00 | 22.84% | - | 20,231.80 |
| NYAuTN12 | 418.68 | 232.37 | 8,792.20 | 5,112.20 | -41.86% | - | 17,791.20 |
| 询价Au99.95 | 1,209.52 | 618.18 | 25,400.00 | 13,600.00 | -46.46% | -74.83% | 1,450,128.00 |
| 询价Au99.99 | 135,136.32 | 98,441.36 | 2,837,862.80 | 2,165,710.00 | -23.69% | -41.62% | 32,053,071.80 |
| 询价iAu99.99 | 10,308.08 | 8,769.78 | 216,469.64 | 192,935.24 | -10.87% | 280.20% | 5,639,983.36 |
| 询价0Au99.99 | 6,282.40 | 2,852.14 | 131,930.40 | 62,747.00 | -52.44% | -50.26% | 943,091.40 |
| 询价LAu99.95 | 440.10 | 0.00 | 9,242.00 | 0.00 | -100.00% | - | 70,998.00 |
| 询价LAu99.99 | 857.14 | 1,136.36 | 18,000.00 | 25,000.00 | 38.89% | - | 181,016.00 |
| 上海金SHAU | 4,162.38 | 3,282.73 | 87,410.00 | 72,220.00 | -17.38% | -21.85% | 1,168,964.00 |
| Pt99.95 | 260.38 | 203.73 | 5,468.00 | 4,482.00 | -18.03% | 14.05% | 42,768.00 |
| Ag99.9 | 0.00 | 0.00 | 0.00 | 0.00 | - | - | 0.00 |
| Ag99.99 | 3,345.71 | 1,273.64 | 70,260.00 | 28,020.00 | -60.12% | 0.65% | 232,020.00 |
| Ag(T+D) | 9,166,920.86 | 7,901,790.73 | 192,505,338.00 | 173,839,396.00 | -9.70% | 220.37% | 1,730,849,034.00 |
| 询价PAg99.99 | 187,185.71 | 60,043.64 | 3,930,900.00 | 1,320,960.00 | -66.40% | 649.86% | 46,188,780.00 |
| 询价OAg99.99 | 4,000.00 | 0.00 | 84,000.00 | 0.00 | -100.00% | - | 217,860.00 |
| 上海银SHAG | 36,610.00 | 44,892.27 | 768,810.00 | 987,630.00 | 28.46% | - | 2,504,520.00 |
| 黄金合计 | 245,661.92 | 197,416.76 | 5,175,531.94 | 4,343,168.72 | -16.08% | -25.44% | 68,574,357.76 |
| 白银合计 | 9,398,062.29 | 8,008,000.27 | 197,359,308.00 | 176,176,006.00 | -10.73% | 223.46% | 1,779,992,214.00 |
| 铂金合计 | 260.38 | 203.73 | 5,468.00 | 4,482.00 | -18.03% | 14.05% | 42,768.00 |
| 合计 | 9,643,984.59 | 8,205,620.76 | 202,540,307.94 | 180,523,656.72 | -10.87% | 199.40% | 1,848,609,339.76 |

单位：万元

| 成交金额 | 上月日均 | 本月日均 | 上月累计 | 本月累计 | 增减 | 同比 | 本年累计 |
|------------|---------------|--------------|----------------|----------------|----------|---------|------------------|
| Au99.95 | 37,141.37 | 20,050.36 | 779,968.87 | 441,108.01 | -43.45% | -25.91% | 5,911,603.32 |
| Au99.99 | 429,424.73 | 601,358.40 | 9,017,919.29 | 13,229,884.69 | 46.71% | -7.04% | 134,966,917.37 |
| Au100g | 794.38 | 806.91 | 16,682.08 | 17,751.94 | 6.41% | 13.18% | 280,520.08 |
| Au50g | 0.00 | 0.00 | 0.00 | 0.00 | - | - | 0.00 |
| Au995 | 0.00 | 0.00 | 0.00 | 0.00 | - | - | 0.00 |
| PGC30g | 26.80 | 32.37 | 562.87 | 712.19 | 26.53% | 293.94% | 4,391.79 |
| iAu9999 | 63,712.63 | 28,064.33 | 1,337,965.24 | 617,415.25 | -53.85% | 31.07% | 17,173,353.47 |
| iAu100g | 0.57 | 0.00 | 12.00 | 0.00 | -100.00% | - | 341.29 |
| iAu995 | 0.00 | 0.00 | 0.00 | 0.00 | - | - | 0.00 |
| Au(T+D) | 2,041,823.24 | 1,776,083.65 | 42,878,287.97 | 39,073,840.32 | -8.87% | 30.02% | 589,999,091.56 |
| mAu(T+D) | 268,461.55 | 269,053.87 | 5,637,692.54 | 5,919,185.24 | 4.99% | 58.50% | 82,665,014.87 |
| Au(T+N1) | 4,659.15 | 10,034.43 | 97,842.17 | 220,757.48 | 125.63% | 101.49% | 8,510,008.11 |
| Au(T+N2) | 58,851.90 | 15,426.05 | 1,235,889.94 | 339,373.07 | -72.54% | -48.03% | 7,929,730.27 |
| NYAuTN06 | 12,593.94 | 14,821.61 | 264,472.65 | 326,075.41 | 23.29% | - | 685,571.49 |
| NYAuTN12 | 14,029.05 | 7,823.79 | 294,610.02 | 172,123.33 | -41.58% | - | 599,193.79 |
| 询价Au99.95 | 40,297.50 | 20,692.15 | 846,247.54 | 455,227.28 | -46.21% | -69.56% | 41,986,603.54 |
| 询价Au99.99 | 4,485,451.91 | 3,287,509.82 | 94,194,490.17 | 72,325,216.09 | -23.22% | -29.88% | 1,006,813,057.45 |
| 询价iAu99.99 | 342,615.86 | 290,876.40 | 7,194,932.97 | 6,399,280.81 | -11.06% | 352.77% | 178,918,957.67 |
| 询价0Au99.99 | 208,519.08 | 93,664.77 | 4,378,900.62 | 2,060,624.88 | -52.94% | -41.69% | 28,566,928.30 |
| 询价LAu99.95 | 14,939.26 | 0.00 | 313,724.38 | 0.00 | -100.00% | - | 2,375,238.70 |
| 询价LAu99.99 | 28,442.86 | 37,971.32 | 597,300.00 | 835,369.00 | 39.86% | - | 5,819,857.65 |
| 上海金SHAU | 138,657.53 | 109,902.59 | 2,911,808.10 | 2,417,856.90 | -16.96% | -6.22% | 36,241,192.42 |
| Pt99.95 | 5,500.41 | 4,362.51 | 115,508.63 | 95,975.11 | -16.91% | 28.79% | 861,075.48 |
| Ag99.9 | 0.00 | 0.00 | 0.00 | 0.00 | - | - | 0.00 |
| Ag99.99 | 1,397.14 | 532.55 | 29,339.89 | 11,716.21 | -60.07% | 18.46% | 94,009.33 |
| Ag(T+D) | 3,810,566.51 | 3,286,894.31 | 80,021,896.79 | 72,311,674.71 | -9.64% | 276.44% | 706,296,367.26 |
| 询价PAg99.99 | 76,828.43 | 24,777.40 | 1,613,397.00 | 545,102.87 | -66.21% | 767.23% | 17,665,318.54 |
| 询价OAg99.99 | 1,791.43 | 0.00 | 37,620.00 | 0.00 | -100.00% | - | 91,450.02 |
| 上海银SHAG | 15,164.90 | 18,582.94 | 318,462.98 | 408,824.58 | 28.37% | - | 1,051,869.45 |
| 黄金合计 | 8,190,443.30 | 6,584,172.81 | 171,999,309.40 | 144,851,801.88 | -15.78% | -10.60% | 2,149,447,573.13 |
| 白银合计 | 3,905,748.41 | 3,330,787.20 | 82,020,716.66 | 73,277,318.36 | -10.66% | 280.02% | 725,199,014.60 |
| 铂金合计 | 5,500.41 | 4,362.51 | 115,508.63 | 95,975.11 | -16.91% | 28.79% | 861,075.48 |
| 合计 | 12,101,692.13 | 9,919,322.52 | 254,135,534.69 | 218,225,095.35 | -14.13% | 20.31% | 2,875,507,663.21 |

黄金总交易量前十名

单位：千克

| 序号 | 会员买卖总量前十名 | | | 买入量前十名 | | | 卖出量前十名 | | |
|----|-----------|--------------|--------|--------|--------------|--------|--------------|--------------|--------|
| | 会员简称 | 买卖总量 | 比重 | 会员简称 | 买入量 | 比重 | 会员简称 | 卖出量 | 比重 |
| 1 | 浙商银行 | 518,824.70 | 11.95% | 平安银行 | 231,525.90 | 10.66% | 浙商银行 | 326,499.55 | 15.04% |
| 2 | 平安银行 | 451,735.88 | 10.40% | 交通银行 | 222,260.04 | 10.23% | 平安银行 | 220,209.98 | 10.14% |
| 3 | 交通银行 | 436,847.85 | 10.06% | 浙商银行 | 192,325.15 | 8.86% | 交通银行 | 214,587.81 | 9.88% |
| 4 | 浦发银行 | 244,838.61 | 5.64% | 中信银行 | 132,517.85 | 6.10% | 中国银行 | 124,318.68 | 5.72% |
| 5 | 工商银行 | 205,215.23 | 4.73% | 浦发银行 | 124,968.33 | 5.75% | 浦发银行 | 119,870.28 | 5.52% |
| 6 | 民生银行 | 200,926.45 | 4.63% | 工商银行 | 112,893.58 | 5.20% | 民生银行 | 100,622.63 | 4.63% |
| 7 | 中国银行 | 197,190.14 | 4.54% | 民生银行 | 100,303.82 | 4.62% | 工商银行 | 92,321.65 | 4.25% |
| 8 | 中信银行 | 193,102.90 | 4.45% | 兴业银行 | 90,544.04 | 4.17% | 宁波银行 | 74,696.24 | 3.44% |
| 9 | 宁波银行 | 157,100.22 | 3.62% | 宁波银行 | 82,403.98 | 3.79% | 中信银行 | 60,585.05 | 2.79% |
| 10 | 兴业银行 | 139,614.26 | 3.21% | 中国银行 | 72,871.46 | 3.36% | Jump Trading | 59,087.00 | 2.72% |
| 合计 | | 2,745,396.24 | 63.21% | | 1,362,614.15 | 62.75% | | 1,392,798.87 | 64.14% |

会员铂金交易前十名

单位：千克

| 序号 | 会员买入量前十名 | | | 自营买入量前十名 | | | 代理买入量前十名 | | |
|----|----------|-------|--------|----------|-----|--------|----------|-------|--------|
| | 会员简称 | 买入量 | 比重 | 会员简称 | 自营量 | 比重 | 会员简称 | 代理量 | 比重 |
| 1 | 工商银行 | 573 | 25.57% | 贵研金属 | 256 | 32.16% | 工商银行 | 573 | 39.65% |
| 2 | 贵研金属 | 256 | 11.42% | 老凤祥 | 125 | 15.70% | 中博世金 | 248 | 17.16% |
| 3 | 中博世金 | 248 | 11.07% | 上海贺利氏 | 123 | 15.45% | 周大福珠宝 | 157 | 10.87% |
| 4 | 周大福珠宝 | 222 | 9.91% | 有研亿金 | 95 | 11.93% | 金创黄金 | 147 | 10.17% |
| 5 | 金创黄金 | 147 | 6.56% | 周大福珠宝 | 65 | 8.17% | 中国黄金 | 87 | 6.02% |
| 6 | 老凤祥 | 125 | 5.58% | 北京菜百 | 40 | 5.03% | 中国银行 | 56 | 3.88% |
| 7 | 上海贺利氏 | 123 | 5.49% | 深圳粤豪 | 25 | 3.14% | 广东粤宝 | 46 | 3.18% |
| 8 | 有研亿金 | 95 | 4.24% | 浙江明牌 | 24 | 3.02% | 深圳宝福 | 35 | 2.42% |
| 9 | 中国黄金 | 87 | 3.88% | 老凤祥珠宝 | 24 | 3.02% | 深圳翠绿 | 29 | 2.01% |
| 10 | 中国银行 | 56 | 2.50% | 豫园珠宝 | 10 | 1.26% | 浦发银行 | 25 | 1.73% |
| 合计 | | 1,932 | 86.21% | | 787 | 98.87% | | 1,403 | 97.09% |

会员白银交易前十名

单位：千克

| 序号 | 会员买卖总量前十名 | | | 买入量前十名 | | | 卖出量前十名 | | |
|----|--------------|-------------|--------|--------------|------------|--------|--------------|------------|--------|
| | 会员简称 | 买卖总量 | 比重 | 会员简称 | 买入量 | 比重 | 会员简称 | 卖出量 | 比重 |
| 1 | Jump Trading | 28,574,906 | 16.22% | Jump Trading | 14,287,453 | 16.22% | Jump Trading | 14,287,453 | 16.22% |
| 2 | 浦发银行 | 22,173,154 | 12.59% | 浦发银行 | 11,001,918 | 12.49% | 浦发银行 | 11,171,236 | 12.68% |
| 3 | 工商银行 | 19,600,461 | 11.13% | 工商银行 | 9,682,062 | 10.99% | 工商银行 | 9,918,399 | 11.26% |
| 4 | 平安银行 | 16,988,998 | 9.64% | 平安银行 | 8,614,128 | 9.78% | 平安银行 | 8,374,870 | 9.51% |
| 5 | 中国银行 | 8,294,359 | 4.71% | 中国银行 | 4,078,373 | 4.63% | 中国银行 | 4,215,986 | 4.79% |
| 6 | 深圳金融 | 7,741,220 | 4.39% | 深圳金融 | 3,817,096 | 4.33% | 深圳金融 | 3,924,124 | 4.45% |
| 7 | 广西金融 | 6,439,518 | 3.66% | 广西金融 | 3,183,207 | 3.61% | 广西金融 | 3,256,311 | 3.70% |
| 8 | 山东恒邦 | 6,234,466 | 3.54% | 山东恒邦 | 3,114,798 | 3.54% | 山东恒邦 | 3,119,668 | 3.54% |
| 9 | 招金集团 | 6,119,467 | 3.47% | 金创黄金 | 3,076,806 | 3.49% | 招金集团 | 3,115,022 | 3.54% |
| 10 | 金创黄金 | 6,067,142 | 3.44% | 招金集团 | 3,004,445 | 3.41% | 金创黄金 | 2,990,336 | 3.39% |
| 合计 | | 128,233,691 | 72.79% | | 63,860,286 | 72.50% | | 64,373,405 | 73.08% |

自营、代理情况表

单位：千克

| 品种 | 买卖总量 | 自营量 | 占总成交量% | 代理量 | 占总成交量% | 自营代理比 |
|--------|----------------|---------------|--------|----------------|--------|--------|
| 黄金 | 4,343,168.72 | 3,462,044.74 | 79.71% | 881,123.98 | 20.29% | 3.93:1 |
| 铂金(买方) | 2,241.00 | 796.00 | 35.52% | 1,445.00 | 64.48% | 1:1.82 |
| 白银 | 176,176,006.00 | 50,286,118.00 | 28.54% | 125,889,888.00 | 71.46% | 1:2.5 |
| 合计 | 180,521,415.72 | 53,748,958.74 | 29.77% | 126,772,456.98 | 70.23% | 1:2.36 |

黄金自营、代理前十名

单位：千克

| 序号 | 自营前十名 | | | 代理前十名 | | |
|----|--------------|------------|----------|-------|------------|---------|
| | 会员 | 成交量 | 占全部量% 自营 | 会员 | 成交量 | 占全部量% 代 |
| 1 | 浙商银行 | 518,824.70 | 14.99% | 工商银行 | 111,216.90 | 12.62% |
| 2 | 交通银行 | 423,586.00 | 12.24% | 浦发银行 | 110,913.48 | 12.59% |
| 3 | 平安银行 | 351,342.80 | 10.15% | 平安银行 | 100,393.08 | 11.39% |
| 4 | 中信银行 | 192,643.55 | 5.56% | 上海仟家信 | 76,173.80 | 8.65% |
| 5 | 民生银行 | 192,503.81 | 5.56% | 招金集团 | 56,250.16 | 6.38% |
| 6 | 宁波银行 | 157,062.52 | 4.54% | 中国银行 | 50,833.45 | 5.77% |
| 7 | 中国银行 | 146,356.69 | 4.23% | 紫金矿业 | 27,699.59 | 3.14% |
| 8 | 浦发银行 | 133,925.13 | 3.87% | 深圳金融 | 26,743.50 | 3.04% |
| 9 | 兴业银行 | 125,881.07 | 3.64% | 广西金融 | 17,491.26 | 1.99% |
| 10 | Jump Trading | 118,147.10 | 3.41% | 深圳翠绿 | 16,608.21 | 1.88% |

白银代理前十名

单位：千克

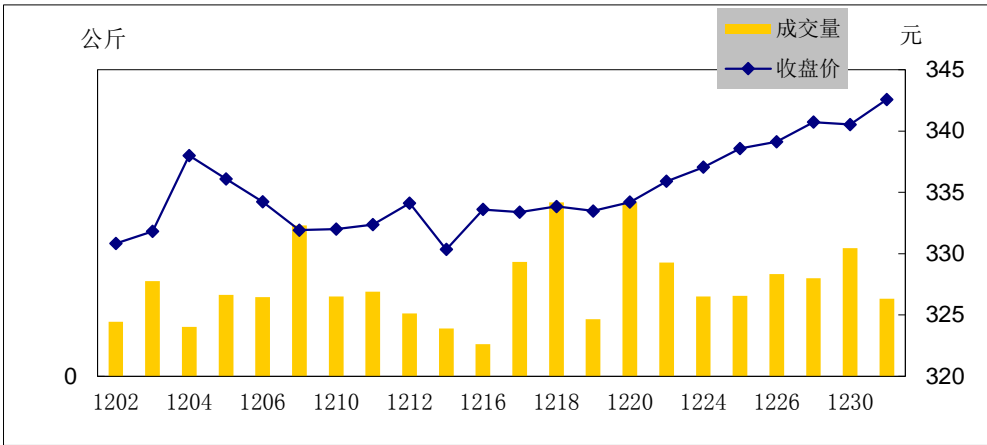
| 代理前十名 | | |
|-------|---------------|---------|
| 会员 | 成交量 | 占全部代理量% |
| 浦发银行 | 21,059,878.00 | 16.73% |
| 工商银行 | 19,600,461.00 | 15.57% |
| 平安银行 | 13,145,678.00 | 10.44% |
| 中国银行 | 8,216,711.00 | 6.53% |
| 深圳金融 | 7,741,220.00 | 6.15% |
| 广西金融 | 6,439,518.00 | 5.12% |
| 山东恒邦 | 6,224,466.00 | 4.94% |
| 招金集团 | 6,119,467.00 | 4.86% |
| 金创黄金 | 6,067,142.00 | 4.82% |
| 上海仟家信 | 4,962,181.00 | 3.94% |

交割情况表

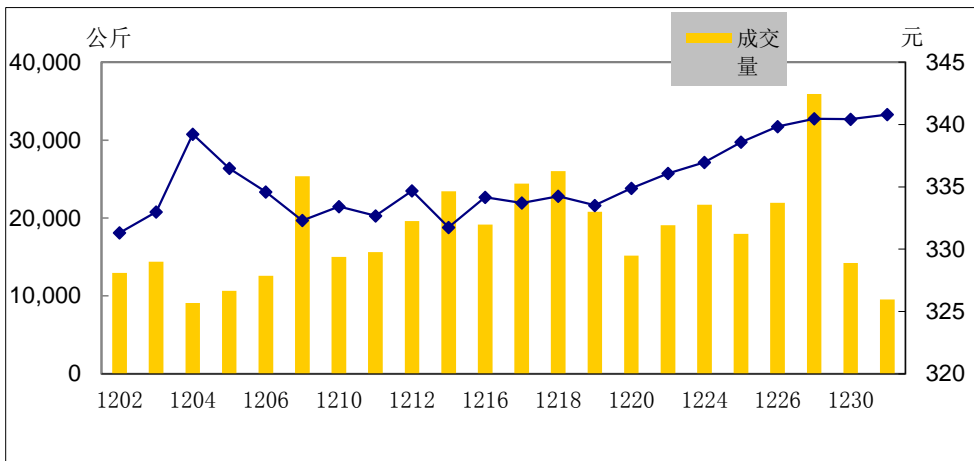
单位：千克

| | 黄金 | 白银 |
|-------|---------------|------------------|
| 本月交割量 | 820,264.88 | 2,592,270.00 |
| 本月成交量 | 1,883,176.48 | 174,855,046.00 |
| 本月交割比 | 43.56% | 1.48% |
| 累计交割量 | 11,104,563.00 | 54,374,850.00 |
| 累计成交量 | 28,236,069.20 | 1,733,585,574.00 |
| 累计交割比 | 39.33% | 3.14% |
| 本月出库量 | 158,501.40 | 92,385.00 |
| 累计出库量 | 1,642,012.49 | 1,312,635.00 |

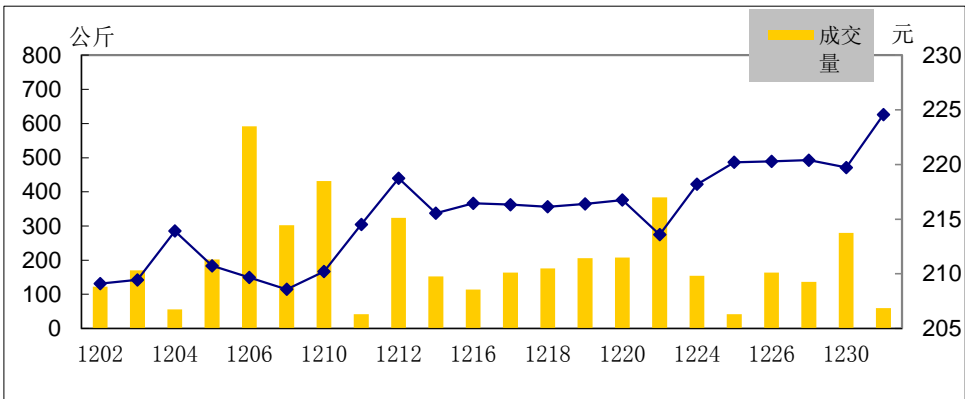
Au99.95量价图



Au99.99量价图



Pt99.95量价图

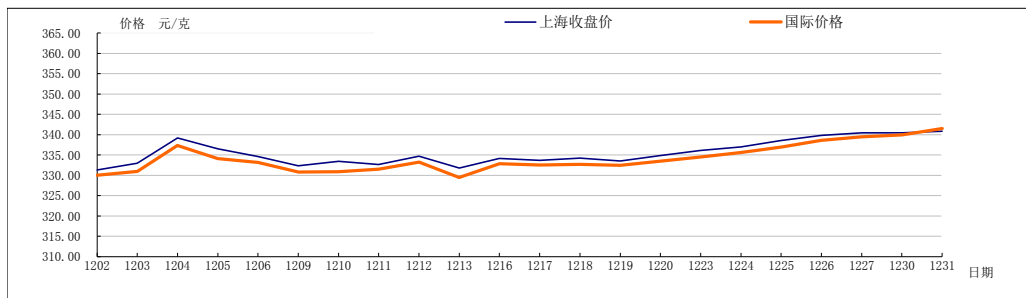


月度行情表

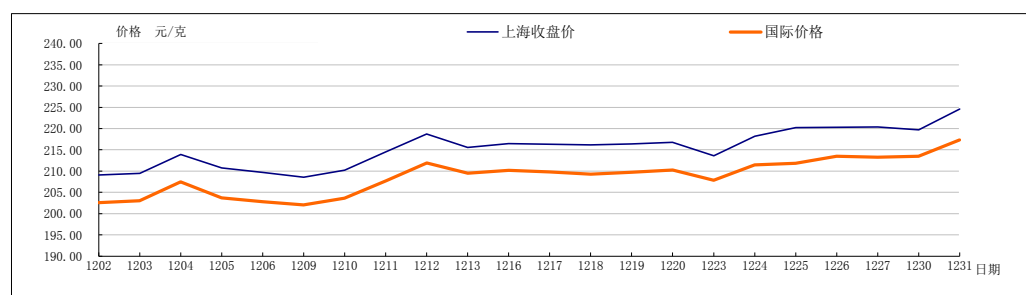
单位:元/克

| 品种 | 开盘价 | 收盘价 | 最高价 | 最低价 | 涨跌 | 加权 平均价 | 成交量 (千克) | 成交额(万元) |
|----------|--------|--------|--------|--------|-------|-----------|----------------|---------------|
| Au99.95 | 331.50 | 342.57 | 342.80 | 330.00 | 11.90 | 335.35 | 13,158.00 | 441,108.01 |
| Au99.99 | 332.36 | 340.80 | 343.50 | 330.00 | 9.11 | 335.25 | 404,832.92 | 13,229,884.69 |
| Au100g | 330.50 | 342.91 | 344.99 | 330.44 | 11.41 | 335.96 | 528.40 | 17,751.94 |
| Au50g | - | - | - | - | - | - | - | - |
| Au995 | - | - | - | - | - | - | - | - |
| PGC30g | 337.26 | 348.90 | 349.40 | 336.25 | 12.02 | 342.36 | 20.76 | 712.19 |
| iAu9999 | 337.26 | 348.90 | 349.40 | 336.25 | 12.02 | 342.36 | 20.76 | 712.19 |
| iAu100g | - | - | - | - | - | - | - | - |
| iAu995 | - | - | - | - | - | - | - | - |
| Au(T+D) | 330.30 | 342.32 | 342.75 | 329.03 | 11.94 | 335.04 | 1,166,252.00 | 39,073,840.32 |
| mAu(T+D) | 330.20 | 342.55 | 343.05 | 329.41 | 11.97 | 335.35 | 176,505.40 | 5,919,185.24 |
| Au(T+N1) | 336.00 | 347.30 | 348.00 | 333.85 | 11.20 | 342.20 | 6,451.20 | 220,757.48 |
| Au(T+N2) | 329.95 | 350.65 | 350.65 | 329.50 | 19.60 | 340.99 | 9,952.60 | 339,373.07 |
| Pt99.95 | 209.30 | 224.58 | 224.90 | 207.05 | 15.67 | 214.13 | 4,482.00 | 95,975.11 |
| Ag99.9 | - | - | - | - | - | - | - | - |
| Ag99.99 | 4,110 | 4,344 | 4,359 | 4,063 | 217 | 4,181 | 28,020.00 | 11,716.21 |
| Ag(T+D) | 4,090 | 4,346 | 4,366 | 4,016 | 255 | 4,160 | 173,839,396.00 | 72,311,674.71 |

黄金价格比较图



铂金价格比较图



白银价格比较图

