

2016

月度市场报告

8 总第一百六十四期



指标说明

1. 行情中各交易品种的成交量、成交金额、持仓量按双边计算
2. 成交总量为买入量和卖出量之和
3. 自营/代理比为会员自营成交量与会员代理交易成交量之比

成交量、成交金额表

单位：千克

成交量	上月日均	本月日均	上月累计	本月累计	增减	同比	本年累计
Au99.95	1,672.19	1,603.57	35,116.00	36,882.00	5.03%	-62.42%	337,018.00
Au99.99	22,122.25	20,254.01	464,567.28	465,842.34	0.27%	-21.51%	4,095,701.32
Au100g	89.55	46.35	1,880.60	1,066.00	-43.32%	-25.17%	10,377.20
Au50g	---	---	---	---	---	---	---
Au995	---	---	---	---	---	---	---
iAu9999	244.90	390.55	5,142.96	8,982.58	74.66%	-11.45%	190,293.32
iAu100g	0.48	0.04	10.00	1.00	-90.00%	-44.44%	30.20
iAu995	---	---	---	---	---	---	---
Au(T+D)	76,323.90	57,821.04	1,602,802.00	1,329,884.00	-17.03%	-9.12%	12,438,800.00
mAu(T+D)	8,434.00	6,388.75	177,114.00	146,941.20	-17.04%	-9.82%	1,202,235.00
Au(T+N1)	9,750.23	4,809.35	204,754.80	110,615.00	-45.98%	1.93%	1,223,824.00
Au(T+N2)	9,913.16	5,077.97	208,176.40	116,793.20	-43.90%	26.62%	1,178,182.80
询价Au99.95	1,053.71	884.00	22,128.00	20,332.00	-8.12%	-31.14%	321,578.00
询价Au99.99	36,379.10	35,786.67	763,961.00	823,093.40	7.74%	13.08%	9,569,008.80
询价iAu99.99	10,666.67	31,478.26	224,000.00	724,000.00	223.21%	163.08%	1,941,316.04
询价iAu50g	---	---	---	---	---	---	---
询价iAu99.5	---	---	---	---	---	---	---
上海金SHAU	2,092.38	2,127.30	43,940.00	48,928.00	0.11	---	307,860.00
黄金合计	178,742.53	166,667.86	3,753,593.04	3,833,360.72	2.13%	7.59%	32,816,224.68
Pt99.95	125.71	143.13	2,640.00	3,292.00	24.70%	-38.72%	35,752.00
Ag99.9	---	---	---	---	---	---	---
Ag99.99	3,071.43	697.83	64,500.00	16,050.00	-75.12%	-84.80%	455,790.00
Ag(T+D)	6,763,040.67	5,428,025.57	142,023,854.00	124,844,588.00	-12.10%	21.44%	669,560,136.00
合计	6,944,980.34	5,595,534.38	145,844,587.04	128,697,290.72	-11.76%	20.87%	702,867,902.68

单位：万元

成交金额	上月日均	本月日均	上月累计	本月累计	增减	同比	本年累计
Au99.95	46,441.85	46,167.22	975,278.93	1,061,845.96	8.88%	-52.84%	8,815,514.08
Au99.99	630,783.01	569,840.70	13,246,443.26	13,106,336.10	-1.06%	-3.89%	107,046,986.66
Au100g	2,484.34	1,330.74	52,171.06	30,607.09	-41.33%	-7.15%	274,190.45
Au50g	---	---	---	---	---	---	---
Au995	---	---	---	---	---	---	---
iAu9999	7,187.42	11,218.69	150,935.84	258,029.92	70.95%	10.86%	4,983,509.95
iAu100g	13.37	1.21	280.84	27.79	-90.10%	-34.05%	801.42
iAu995	---	---	---	---	---	---	---
Au(T+D)	2,198,613.75	1,660,314.48	46,170,888.68	38,187,232.96	-17.29%	14.06%	329,923,917.24
mAu(T+D)	243,084.54	183,543.77	5,104,775.31	4,221,506.78	-17.30%	13.97%	32,199,731.56
Au(T+N1)	283,503.25	139,279.07	5,953,568.35	3,203,418.52	-46.19%	26.53%	32,486,129.88
Au(T+N2)	287,187.11	146,183.73	6,030,929.21	3,362,225.72	-44.25%	57.75%	31,620,398.48
询价Au99.95	30,067.52	25,253.46	631,418.02	580,829.59	-8.01%	-14.30%	8,382,359.28
询价Au99.99	995,401.59	1,012,096.65	20,903,433.35	23,278,222.97	11.36%	38.40%	250,027,145.73
询价iAu99.99	306,898.10	903,646.43	6,444,860.00	20,783,868.00	222.49%	225.20%	53,140,702.62
询价iAu50g	---	---	---	---	---	---	---
询价iAu99.5	---	---	---	---	---	---	---
上海金SHAU	60,325.89	61,132.76	1,266,843.66	1,406,053.58	0.11	---	8,365,515.76
黄金合计	5,091,991.74	4,760,008.91	106,931,826.51	109,480,204.97	2.38%	33.69%	867,266,903.11
Pt99.95	3,114.25	3,631.11	65,399.35	83,515.58	27.70%	-27.59%	786,437.13
Ag99.9	---	---	---	---	---	---	---
Ag99.99	1,307.86	301.21	27,465.11	6,927.79	-74.78%	-80.43%	165,408.05
Ag(T+D)	2,915,895.30	2,323,829.16	61,233,801.24	53,448,070.64	-12.71%	55.51%	257,230,797.51
合计	8,012,309.15	7,087,770.39	168,258,492.20	163,018,718.99	-3.11%	40.04%	1,125,449,545.80

黄金总交易量前十名

单位：千克

序号	会员买卖总量前十名			买入量前十名			卖出量前十名		
	会员简称	买卖总量	比重	会员简称	买入量	比重	会员简称	卖出量	比重
1	中国银行汇总	413,978.09	10.80%	中国银行汇总	197,154.18	10.29%	中国银行汇总	216,823.91	11.31%
2	深金融	353,025.06	9.21%	深金融	178,076.91	9.29%	深金融	174,948.15	9.13%
3	浦发银行汇总	304,645.64	7.95%	浦发银行汇总	151,944.64	7.93%	浦发银行汇总	152,701.00	7.97%
4	平安银行汇总	239,921.81	6.26%	平安银行汇总	120,116.15	6.27%	平安银行汇总	119,805.66	6.25%
5	工商银行汇总	204,618.27	5.34%	建设银行汇总	109,800.27	5.73%	中信银行汇总	100,420.43	5.24%
6	中信银行汇总	190,272.31	4.96%	工商银行汇总	104,334.41	5.44%	工商银行汇总	100,283.86	5.23%
7	建设银行汇总	179,802.91	4.69%	农业银行汇总	103,598.59	5.41%	民生银行汇总	94,019.11	4.91%
8	民生银行汇总	171,541.05	4.47%	中信银行汇总	89,851.88	4.69%	平安自贸区	80,000.00	4.17%
9	农业银行汇总	162,325.96	4.23%	民生银行汇总	77,521.94	4.04%	建设银行汇总	70,002.64	3.65%
10	平安自贸区	149,000.00	3.89%	平安自贸区	69,000.00	3.60%	招金集团	61,032.34	3.18%
	合计	2,369,131.10	61.80%		1,201,398.97	62.68%		1,170,037.10	61.04%

会员铂金交易前十名

单位： 千克

序号	会员买入量前十名			自营量前十名			代理量前十名		
	会员简称	买入量	比重	会员简称	自营量	比重	会员简称	代理量	比重
1	北京大德	362	21.99%	老凤祥	180	30.98%	北京大德	362	33.99%
2	老凤祥	180	10.94%	贵研金属	83	14.29%	深圳翠绿	149	13.99%
3	深圳翠绿	149	9.05%	北京菜百	80	13.77%	广东粤宝	136	12.77%
4	广东粤宝	136	8.26%	浙江明牌	71	12.22%	平安银行汇总	81	7.61%
5	贵研金属	83	5.04%	周大福珠宝	50	8.61%	工商银行汇总	58	5.45%
6	平安银行汇总	81	4.92%	老凤祥珠宝	32	5.51%	北京黄金	55	5.16%
7	北京菜百	80	4.86%	上海贺利氏	30	5.16%	中国银行汇总	43	4.04%
8	浙江明牌	71	4.31%	深圳金福佳	11	1.89%	金大福珠宝	40	3.76%
9	工商银行汇总	58	3.52%	深圳甘露	10	1.72%	金创黄金	33	3.10%
10	北京黄金	55	3.34%	豫园黄金	9	1.55%	建设银行汇总	24	2.25%
	合计	1,255	76.25%		556	95.70%		981	92.11%

会员白银交易前十名

单位： 千克

序号	会员买卖总量前十名			买入量前十名			卖出量前十名		
	会员简称	买卖总量	比重	会员简称	买入量	比重	会员简称	卖出量	比重
1	深金融	37,501,194	30.03%	深金融	18,749,774	30.03%	深金融	18,751,420	30.04%
2	工商银行汇总	12,022,062	9.63%	工商银行汇总	6,144,104	9.84%	工商银行汇总	5,877,958	9.42%
3	山东恒邦	9,043,170	7.24%	山东恒邦	4,514,833	7.23%	山东恒邦	4,528,337	7.25%
4	上海金大师	8,053,109	6.45%	上海金大师	4,019,512	6.44%	上海金大师	4,033,597	6.46%
5	金创黄金	7,213,599	5.78%	金创黄金	3,484,012	5.58%	金创黄金	3,729,587	5.97%
6	招金集团	6,137,851	4.92%	招金集团	3,072,739	4.92%	招金集团	3,065,112	4.91%
7	中国银行汇总	5,985,556	4.79%	中国银行汇总	2,966,476	4.75%	中国银行汇总	3,019,080	4.84%
8	农业银行汇总	5,104,773	4.09%	农业银行汇总	2,566,769	4.11%	农业银行汇总	2,538,004	4.07%
9	建设银行汇总	3,815,402	3.06%	建设银行汇总	1,929,140	3.09%	建设银行汇总	1,886,262	3.02%
10	兴业银行汇总	2,962,674	2.37%	兴业银行汇总	1,392,726	2.23%	兴业银行汇总	1,569,948	2.51%
	合计	97,839,390	78.36%		48,840,085	78.23%		48,999,305	78.49%

自营、代理情况表

单位：千克

品种	买卖总量	自营量	占总成交量%	代理量	占总成交量%	自营代理比
黄金	3,833,360.72	2,500,994.35	65.24%	1,332,366.37	34.76%	1.88:1
铂金(买方)	1,646.00	581.00	35.30%	1,065.00	64.70%	1:1.83
白银	124,860,638.00	5,895,289.00	4.72%	118,965,349.00	95.28%	1:20.18
合计	128,695,644.72	8,396,864.35	6.52%	120,298,780.37	93.48%	1:14.33

黄金自营、代理前十名

单位：千克

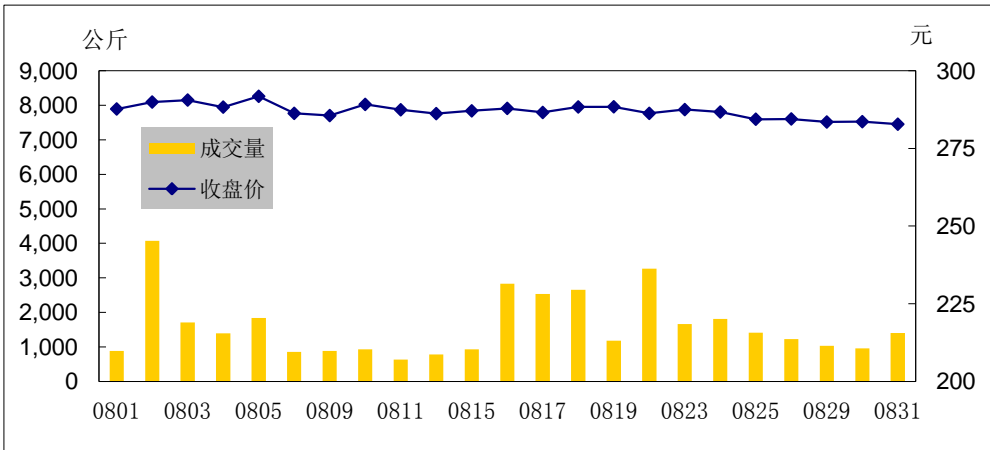
序号	自营前十名			代理前十名		
	会员	成交量	占全部 量%	会员	成交量	占全部 代理量%
1	中国银行汇总	344,283.35	13.77%	深金融	353,023.60	26.50%
2	浦发银行汇总	283,308.33	11.33%	招金集团	121,230.67	9.10%
3	平安银行汇总	216,285.70	8.65%	工商银行汇总	105,607.35	7.93%
4	中信银行汇总	189,458.48	7.58%	中国银行汇总	69,694.74	5.23%
5	平安自贸区	149,000.00	5.96%	兴业银行汇总	47,432.78	3.56%
6	建设银行汇总	146,938.53	5.88%	民生银行汇总	44,319.63	3.33%
7	农业银行汇总	146,708.60	5.87%	上海金大师	37,637.00	2.82%
8	民生银行汇总	127,221.42	5.09%	金创黄金	33,663.21	2.53%
9	交行自贸区	120,000.00	4.80%	建设银行汇总	32,864.38	2.47%
10	工商银行汇总	99,010.92	3.96%	山东恒邦	29,954.27	2.25%

交割情况表

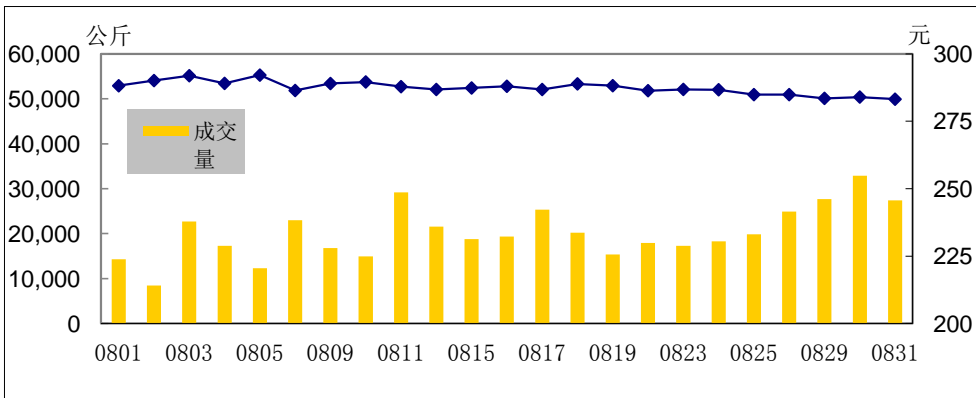
单位：千克

	黄金	白银
本月交割量	838,202.32	363,930.00
本月成交量	2,265,935.32	124,860,638.00
本月交割比	36.99%	0.29%
累计交割量	7,249,534.24	2,436,000.00
累计成交量	20,984,329.84	670,015,926.00
累计交割比	34.55%	0.36%
本月出库量	144,438.00	132,630.00
累计出库量	1,235,126.90	787,110.00

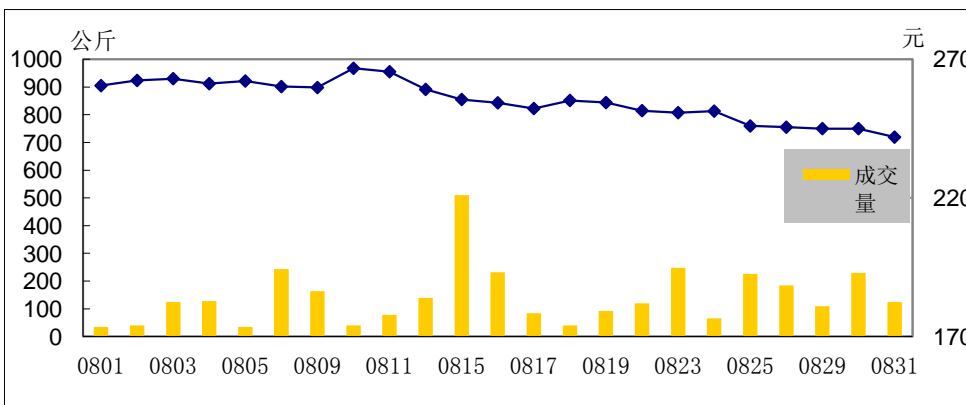
Au99.95量价图



Au99.99量价图



Pt99.95量价图

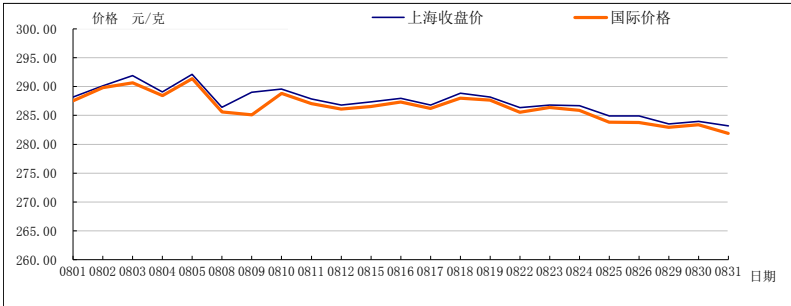


月度行情表

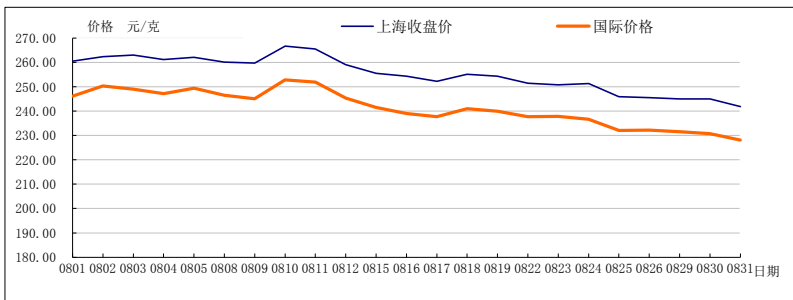
单位:元/克

品种	开盘价	收盘价	最高价	最低价	涨跌	加权 平均价	成交量 (千克)	成交额(万元)
Au99.95	287	282.8	291.9	248.99	-2.55	287.55	36,882	1,061,845.96
Au99.99	286.95	283.19	292.2	282.62	-2.64	287.01	465,842.34	13,106,336.10
Au100g	287.6	282.84	291.91	282.7	-3.35	287.12	1,066.00	30,607.09
Au50g	-	-	-	-	-	-	-	-
Au995	-	-	-	-	-	-	-	-
iAu9999	272.28	283.5	291.69	272.28	-2.61	287.46	8,982.58	258,029.92
iAu100g	285.00	282.53	285.00	257.00	-0.13	277.92	1.00	27.79
iAu995	-	-	-	-	-	-	-	-
Au(T+D)	285.81	282.63	291.98	282.4	-4.03	287.15	1,329,884	38,187,232.96
mAu(T+D)	285.9	282.79	291.99	282.61	-3.93	287.29	146,941.2	4,221,506.78
Au(T+N1)	291	285.5	294.85	283.5	-4.05	289.60	110615.00	3,203,418.52
Au(T+N2)	289.9	283.55	294	283.25	-3.95	287.88	116793.20	3,362,225.72
Pt99.95	260.5	241.92	266.75	241.75	-15.4	253.69	3,292	83,515.58
Ag99.9	-	-	-	-	-	-	-	-
Ag99.99	4420	4060	4500	4060	-360	4316.38	16,050.00	6,927.79
Ag(T+D)	4349	4102	4496	4043	-278	4281.17	124,844,588	53,448,070.64

黄金价格比较图



铂金价格比较图



白银价格比较图

