

2016

月度市场报告

7

总第一百六十三期



上海黄金交易所
SHANGHAI GOLD EXCHANGE

指标说明

1. 行情中各交易品种成交量、成交金额、持仓量按双边计算
2. 成交总量为买入量和卖出量之和
3. 自营/代理比为会员自营成交量与会员代理交易成交量之比

成交量、成交金额表

单位：千克

成交量	上月日均	本月日均	上月累计	本月累计	增减	同比	本年累计
Au99.95	1,922.10	1,672.19	38,442.00	35,116.00	-8.65%	-65.25%	300,136.00
Au99.99	28,270.07	22,122.25	565,401.40	464,567.28	-17.83%	-30.55%	3,629,858.98
Au100g	75.31	89.55	1,506.20	1,880.60	24.86%	-21.95%	9,311.20
Au50g	---	---	---	---	---	---	---
Au995	---	---	---	---	---	---	---
iAu9999	445.87	244.90	8,917.40	5,142.96	-42.33%	-37.23%	181,310.74
iAu100g	0.32	0.48	6.40	10.00	56.25%	117.39%	29.20
iAu995	---	---	---	---	---	---	---
Au(T+D)	92,130.20	76,323.90	1,842,604.00	1,602,802.00	-13.01%	74.90%	11,108,916.00
mAu(T+D)	10,190.99	8,434.00	203,819.80	177,114.00	-13.10%	121.12%	1,055,293.80
Au(T+N1)	4,177.99	9,750.23	83,559.80	204,754.80	145.04%	175.37%	1,113,209.00
Au(T+N2)	6,835.11	9,913.16	136,702.20	208,176.40	52.28%	183.98%	1,061,389.60
询价Au99.95	603.80	1,053.71	12,076.00	22,128.00	83.24%	39.47%	301,246.00
询价Au99.99	66,266.67	36,379.10	1,325,333.40	763,961.00	-42.36%	40.03%	8,745,915.40
询价iAu99.99	25,920.00	10,666.67	518,400.00	224,000.00	-56.79%	194.74%	1,217,316.04
询价iAu50g	---	---	---	---	---	---	---
询价iAu99.5	---	---	---	---	---	---	---
上海金SHAU	3,551.90	2,092.38	71,038.00	43,940.00	-0.38	---	258,932.00
黄金合计	240,390.33	178,742.53	4,807,806.60	3,753,593.04	-21.93%	46.50%	28,982,863.96
Pt99.95	177.10	125.71	3,542.00	2,640.00	-25.47%	-48.19%	32,460.00
Ag99.9	---	---	---	---	---	---	---
Ag99.99	1,467.00	3,071.43	29,340.00	64,500.00	119.84%	-51.48%	439,740.00
Ag(T+D)	4,007,341.40	6,763,040.67	80,146,828.00	142,023,854.00	77.20%	72.75%	544,715,548.00
合计	4,249,375.83	6,944,980.34	84,987,516.60	145,844,587.04	71.61%	71.76%	574,170,611.96

单位：万元

成交金额	上月日均	本月日均	上月累计	本月累计	增减	同比	本年累计
Au99.95	51,507.14	46,441.85	1,030,142.80	975,278.93	-5.33%	-57.79%	7,753,668.12
Au99.99	755,220.58	630,783.01	15,104,411.70	13,246,443.26	-12.30%	-12.99%	93,940,650.56
Au100g	2,058.00	2,484.34	41,160.05	52,171.06	26.75%	-4.84%	243,583.36
Au50g	---	---	---	---	---	---	---
Au995	---	---	---	---	---	---	---
iAu9999	11,982.05	7,187.42	239,641.05	150,935.84	-37.02%	-19.71%	4,725,480.04
iAu100g	8.53	13.37	170.68	280.84	64.54%	170.33%	773.63
iAu995	---	---	---	---	---	---	---
Au(T+D)	2,505,384.71	2,198,613.75	50,107,694.28	46,170,888.68	-7.86%	123.00%	291,736,684.28
mAu(T+D)	277,448.54	243,084.54	5,548,970.86	5,104,775.31	-8.01%	180.90%	27,978,224.78
Au(T+N1)	111,660.89	283,503.25	2,233,217.86	5,953,568.35	166.59%	247.51%	29,282,711.36
Au(T+N2)	185,633.51	287,187.11	3,712,670.28	6,030,929.21	62.44%	261.62%	28,258,172.76
询价Au99.95	16,155.37	30,067.52	323,107.41	631,418.02	95.42%	72.91%	7,801,529.69
询价Au99.99	1,759,066.42	995,401.59	35,181,328.34	20,903,433.35	-40.58%	70.05%	226,748,922.76
询价iAu99.99	696,992.70	306,898.10	13,939,854.00	6,444,860.00	-53.77%	287.19%	32,356,834.62
询价iAu50g	---	---	---	---	---	---	---
询价iAu99.5	---	---	---	---	---	---	---
上海金SHAU	95,443.38	60,325.89	1,908,867.63	1,266,843.66	-0.34	---	6,959,462.17
黄金合计	6,468,561.85	5,091,991.74	129,371,236.95	106,931,826.51	-17.34%	84.36%	757,786,698.14
Pt99.95	3,940.96	3,114.25	78,819.22	65,399.35	-17.03%	-40.13%	702,921.55
Ag99.9	---	---	---	---	---	---	---
Ag99.99	551.13	1,307.86	11,022.69	27,465.11	149.17%	-37.48%	158,480.26
Ag(T+D)	1,499,756.82	2,915,895.30	29,995,136.42	61,233,801.24	104.15%	128.01%	203,782,726.87
合计	7,972,810.76	8,012,309.15	159,456,215.28	168,258,492.20	5.52%	97.93%	962,430,826.81

黄金总交易量前十名

单位：千克

序号	会员买卖总量前十名			买入量前十名			卖出量前十名		
	会员简称	买卖总量	比重	会员简称	买入量	比重	会员简称	卖出量	比重
1	浦发银行汇总	478,662.95	12.75%	浦发银行汇总	226,441.69	12.07%	浦发银行汇总	252,221.26	13.44%
2	深金融	430,450.55	11.47%	深金融	213,403.01	11.37%	深金融	217,047.54	11.56%
3	中国银行汇总	302,858.88	8.07%	中国银行汇总	147,926.93	7.88%	中国银行汇总	154,931.95	8.26%
4	工商银行汇总	247,385.78	6.59%	工商银行汇总	134,672.08	7.18%	工商银行汇总	112,713.70	6.01%
5	交通银行汇总	213,508.57	5.69%	交通银行汇总	108,856.28	5.80%	交通银行汇总	104,652.29	5.58%
6	兴业银行汇总	192,044.16	5.12%	农业银行汇总	98,971.71	5.27%	兴业银行汇总	101,095.73	5.39%
7	建设银行汇总	180,714.65	4.81%	兴业银行汇总	90,948.43	4.85%	建设银行汇总	96,889.42	5.16%
8	招金集团	175,178.91	4.67%	招金集团	84,890.68	4.52%	招金集团	90,288.23	4.81%
9	农业银行汇总	148,665.64	3.96%	建设银行汇总	83,825.23	4.47%	平安银行汇总	69,142.81	3.68%
10	平安银行汇总	146,266.91	3.90%	平安银行汇总	77,124.10	4.11%	农业银行汇总	49,693.93	2.65%
	合计	2,515,737.00	67.02%		1,267,060.14	67.51%		1,248,676.86	66.53%

会员铂金交易前十名

单位： 千克

序号	会员买入量前十名			自营量前十名			代理量前十名		
	会员简称	买入量	比重	会员简称	自营量	比重	会员简称	代理量	比重
1	北京大德	409	30.98%	贵研金属	193	41.24%	北京大德	409	48.00%
2	贵研金属	193	14.62%	北京菜百	116	24.79%	工商银行汇总	107	12.56%
3	北京菜百	116	8.79%	周大福珠宝	63	13.46%	广东粤宝	106	12.44%
4	工商银行汇总	107	8.11%	浙江明牌	21	4.49%	中国银行汇总	42	4.93%
5	广东粤宝	106	8.03%	深圳甘露	20	4.27%	经易金业	37	4.34%
6	周大福珠宝	63	4.77%	上海贺利氏	17	3.63%	深圳翠绿	34	3.99%
7	中国银行汇总	42	3.18%	有研亿金	15	3.21%	平安银行汇总	27	3.17%
8	经易金业	37	2.80%	豫园黄金	12	2.56%	山东恒邦	23	2.70%
9	深圳翠绿	34	2.58%	老凤祥饰研	3	0.64%	邮储银行汇总	12	1.41%
10	平安银行汇总	27	2.05%	老庙黄金	3	0.64%	建设银行汇总	10	1.17%
	合计	1,134	85.91%		463	98.93%		807	94.72%

会员白银交易前十名

单位： 千克

序号	会员买卖总量前十名			买入量前十名			卖出量前十名		
	会员简称	买卖总量	比重	会员简称	买入量	比重	会员简称	卖出量	比重
1	深金融	30,757,454	21.65%	深金融	15,458,927	21.76%	深金融	15,298,527	21.53%
2	工商银行汇总	18,041,284	12.70%	工商银行汇总	9,302,485	13.09%	工商银行汇总	8,738,799	12.30%
3	山东恒邦	10,864,585	7.65%	山东恒邦	5,425,612	7.64%	山东恒邦	5,438,973	7.66%
4	金创黄金	10,604,480	7.46%	金创黄金	5,304,856	7.47%	金创黄金	5,299,624	7.46%
5	上海金大师	10,514,739	7.40%	上海金大师	5,258,295	7.40%	上海金大师	5,256,444	7.40%
6	招金集团	9,532,803	6.71%	招金集团	4,693,367	6.61%	招金集团	4,839,436	6.81%
7	中国银行汇总	6,905,466	4.86%	中国银行汇总	3,410,727	4.80%	中国银行汇总	3,494,739	4.92%
8	建设银行汇总	4,308,609	3.03%	建设银行汇总	2,198,005	3.09%	建设银行汇总	2,110,604	2.97%
9	兴业银行汇总	3,622,370	2.55%	兴业银行汇总	1,844,496	2.60%	兴业银行汇总	1,777,874	2.50%
10	农业银行汇总	3,370,150	2.37%	农业银行汇总	1,714,127	2.41%	农业银行汇总	1,656,023	2.33%
	合计	108,521,940	76.38%		54,610,897	76.87%		53,911,043	75.88%

自营、代理情况表

单位：千克

品种	买卖总量	自营量	占总成交量%	代理量	占总成交量%	自营代理比
黄金	3,753,593.04	2,088,923.68	55.65%	1,664,669.36	44.35%	1.25:1
铂金(买方)	1,320.00	468.00	35.45%	852.00	64.55%	1:1.82
白银	142,088,354.00	3,882,599.00	2.73%	138,205,755.00	97.27%	1:35.6
合计	145,843,267.04	5,971,990.68	4.09%	139,871,276.36	95.91%	1:23.42

黄金自营、代理前十名

单位：千克

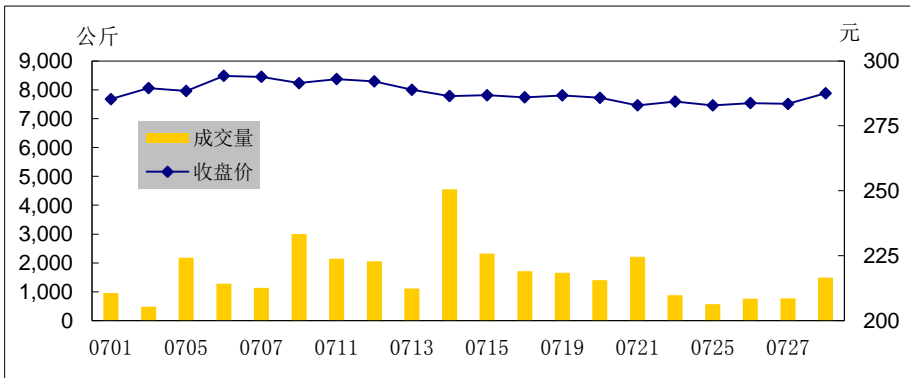
序号	自营前十名			代理前十名		
	会员	成交量	占全部 量%	会员	成交量	占全部 代理量%
1	浦发银行汇总	455,578.52	21.81%	深金融	430,449.37	25.86%
2	中国银行汇总	228,861.41	10.96%	招金集团	174,678.91	10.49%
3	交通银行汇总	175,438.43	8.40%	工商银行汇总	145,240.47	8.72%
4	建设银行汇总	140,556.99	6.73%	兴业银行汇总	106,423.70	6.39%
5	农业银行汇总	129,792.71	6.21%	中国银行汇总	73,997.47	4.45%
6	工商银行汇总	102,145.31	4.89%	金创黄金	53,819.58	3.23%
7	平安银行汇总	92,673.78	4.44%	平安银行汇总	53,593.13	3.22%
8	兴业银行汇总	85,620.46	4.10%	铜陵有色汇总	44,718.70	2.69%
9	中信银行汇总	61,016.88	2.92%	山东恒邦	43,058.00	2.59%
10	民生银行汇总	54,031.97	2.59%	建设银行汇总	40,157.66	2.41%

交割情况表

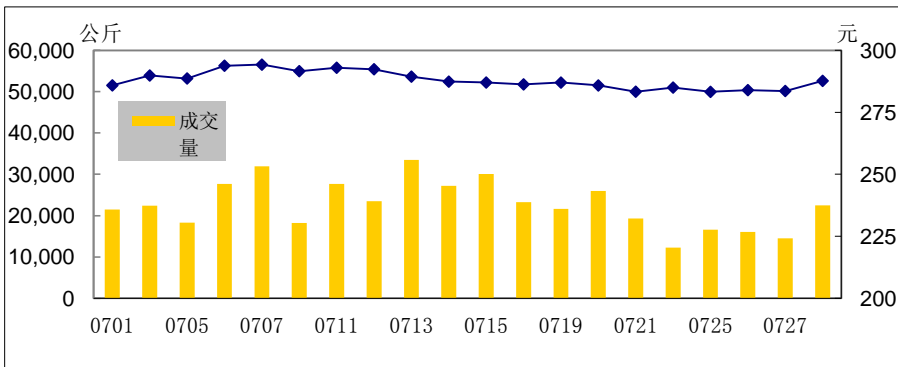
单位：千克

	黄金	白银
本月交割量	856,449.64	366,270.00
本月成交量	2,743,504.04	142,088,354.00
本月交割比	31.22%	0.26%
累计交割量	6,380,451.12	2,072,070.00
累计成交量	18,687,513.72	545,155,288.00
累计交割比	34.14%	0.38%
本月出库量	117,577.30	148,935.00
累计出库量	1,090,688.90	654,480.00

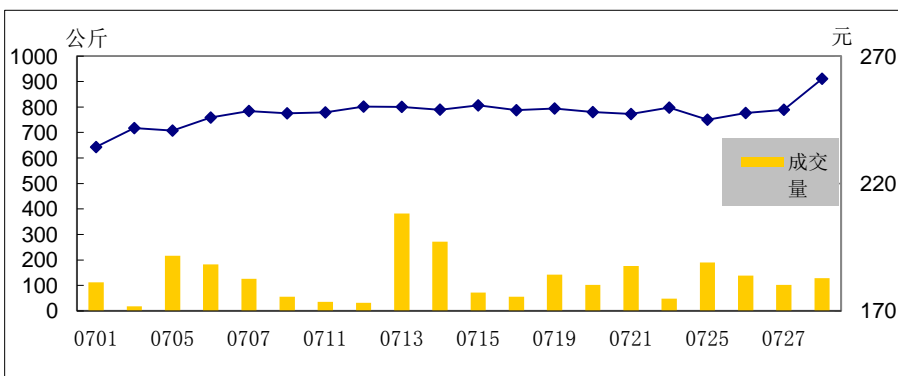
Au99.95量价图



Au99.99量价图



Pt99.95量价图

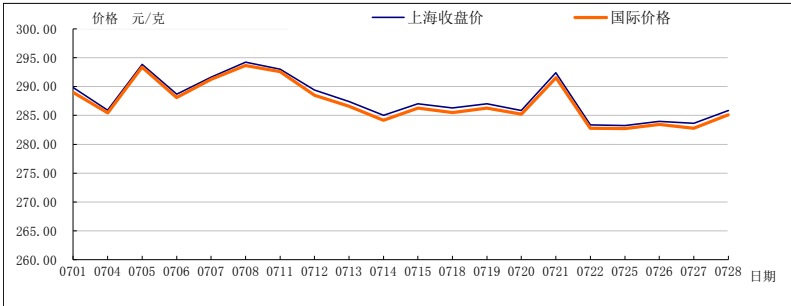


月度行情表

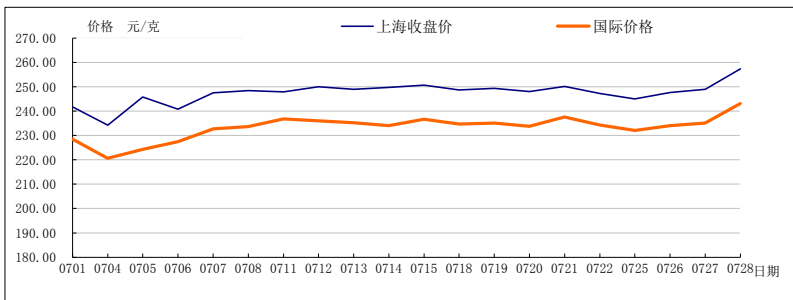
单位:元/克

品种	开盘价	收盘价	最高价	最低价	涨跌	加权 平均价	成交量 (千克)	成交额(万元)
Au99.95	282	285.35	295.35	270.99	4.02	287.78	35,116	975,278.93
Au99.99	282.95	285.83	300	281	4.33	288.16	464,567.28	13,246,443.26
Au100g	282.4	286.19	295.99	282	4.43	288.45	1,880.60	52,171.06
Au50g	-	-	-	-	-	-	-	-
Au995	-	-	-	-	-	-	-	-
iAu9999	283.35	286.11	295	283	3.34	293.48	5,142.96	150,935.84
iAu100g	267.00	282.66	290.00	265.10	22.36	280.84	10.00	280.84
iAu995	-	-	-	-	-	-	-	-
Au(T+D)	282	285.74	296	281.54	285.74	288.06	1,602,802	46,170,888.68
mAu(T+D)	282.46	285.76	295.99	281.68	285.76	288.22	177,114.0	5,104,775.31
Au(T+N1)	286.55	289.55	299.15	284.3	289.55	290.77	204754.80	5,953,568.35
Au(T+N2)	285.9	287.5	300	283.1	287.5	289.70	208176.40	6,030,929.21
Pt99.95	233.75	257.32	261.75	233.75	27.3	247.72	2,640	65,399.35
Ag99.9	-	-	-	-	-	-	-	-
Ag99.99	4188	4420	4420	4155	612	4258.16	64,500.00	27,465.11
Ag(T+D)	3973	4351	4747	3960	393	4312	142,023,854	61,233,801.24

黄金价格比较图



铂金价格比较图



白银价格比较图

