

2016

月度市场报告

6

总第一百六十二期



上海黄金交易所
SHANGHAI GOLD EXCHANGE

指标说明

1. 行情中各交易品种的成交量、成交金额、持仓量按双边计算
2. 成交总量为买入量和卖出量之和
3. 自营/代理比为会员自营成交量与会员代理交易成交量之比

成交量、成交金额表

单位：千克

成交量	上月日均	本月日均	上月累计	本月累计	增减	同比	本年累计
Au99.95	1,646.19	1,922.10	34,570.00	38,442.00	11.20%	-41.64%	265,020.00
Au99.99	25,418.08	28,270.07	533,779.78	565,401.40	5.92%	-14.07%	3,165,291.70
Au100g	46.96	75.31	986.20	1,506.20	52.73%	56.18%	7,430.60
Au50g	---	---	---	---	---	---	---
Au995	---	---	---	---	---	---	---
iAu9999	2,128.67	445.87	44,702.00	8,917.40	-80.05%	-96.31%	176,167.78
iAu100g	0.00	0.32	0.00	6.40	---	700.00%	19.20
iAu995	---	---	---	---	---	---	---
Au(T+D)	81,351.24	92,130.20	1,708,376.00	1,842,604.00	7.86%	168.14%	9,506,114.00
mAu(T+D)	7,417.35	10,190.99	155,764.40	203,819.80	30.85%	196.53%	878,179.80
Au(T+N1)	9,672.42	4,177.99	203,120.80	83,559.80	-58.86%	2238.65%	908,454.20
Au(T+N2)	8,185.41	6,835.11	171,893.60	136,702.20	-20.47%	1162.86%	853,213.20
询价Au99.95	2,082.00	603.80	43,722.00	12,076.00	-72.38%	-61.24%	279,118.00
询价Au99.99	80,840.10	66,266.67	1,697,642.20	1,325,333.40	-21.93%	77.16%	7,981,954.40
询价iAu99.99	5,714.29	25,920.00	120,000.00	518,400.00	332.00%	-30.70%	993,316.04
询价iAu50g	---	---	---	---	---	---	---
询价iAu99.5	---	---	---	---	---	---	---
上海金SHAU	4,319.62	3,551.90	90,712.00	71,038.00	-0.22	---	214,992.00
黄金合计	228,822.33	240,390.33	4,805,268.98	4,807,806.60	0.05%	47.30%	25,229,270.92
Pt99.95	279.14	177.10	5,862.00	3,542.00	-39.58%	-44.20%	29,820.00
Ag99.9	---	---	---	---	---	---	---
Ag99.99	4,942.86	1,467.00	103,800.00	29,340.00	-71.73%	-71.39%	375,240.00
Ag(T+D)	4,100,299.33	4,007,341.40	86,106,286.00	80,146,828.00	-6.92%	45.38%	402,691,694.00
合计	4,334,343.67	4,249,375.83	91,021,216.98	84,987,516.60	-6.63%	45.27%	428,326,024.92

单位：万元

成交金额	上月日均	本月日均	上月累计	本月累计	增减	同比	本年累计
Au99.95	43,114.32	51,507.14	905,400.70	1,030,142.80	13.78%	-33.89%	6,778,389.19
Au99.99	669,524.86	755,220.58	14,060,022.03	15,104,411.70	7.43%	-3.14%	80,694,207.31
Au100g	1,242.38	2,058.00	26,090.08	41,160.05	57.76%	80.36%	191,412.30
Au50g	---	---	---	---	---	---	---
Au995	---	---	---	---	---	---	---
iAu9999	56,663.76	11,982.05	1,189,938.97	239,641.05	-79.86%	-95.80%	4,574,544.19
iAu100g	0.00	8.53	0.00	170.68	---	809.23%	492.79
iAu995	---	---	---	---	---	---	---
Au(T+D)	2,154,451.22	2,505,384.71	45,243,475.62	50,107,694.28	10.75%	208.65%	245,565,795.60
mAu(T+D)	196,211.88	277,448.54	4,120,449.41	5,548,970.86	34.67%	241.57%	22,873,449.47
Au(T+N1)	256,226.12	111,660.89	5,380,748.55	2,233,217.86	-58.50%	2538.58%	23,329,143.01
Au(T+N2)	219,054.68	185,633.51	4,600,148.22	3,712,670.28	-19.29%	1336.78%	22,227,243.54
询价Au99.95	55,690.83	16,155.37	1,169,507.47	323,107.41	-72.37%	-56.16%	7,170,111.67
询价Au99.99	2,142,327.36	1,759,066.42	44,988,874.50	35,181,328.34	-21.80%	97.41%	205,845,489.41
询价iAu99.99	151,290.48	696,992.70	3,177,100.00	13,939,854.00	338.76%	-21.12%	25,911,974.62
询价iAu50g	---	---	---	---	---	---	---
询价iAu99.5	---	---	---	---	---	---	---
上海金SHAU	114,252.62	95,443.38	2,399,305.03	1,908,867.63	-0.20	---	5,692,618.51
黄金合计	6,060,050.50	6,468,561.85	127,261,060.60	129,371,236.95	1.66%	67.34%	650,854,871.63
Pt99.95	6,449.69	3,940.96	135,443.56	78,819.22	-41.81%	-46.67%	637,522.20
Ag99.9	---	---	---	---	---	---	---
Ag99.99	1,835.91	551.13	38,554.12	11,022.69	-71.41%	-69.12%	131,015.15
Ag(T+D)	1,493,003.03	1,499,756.82	31,353,063.59	29,995,136.42	-4.33%	55.72%	142,548,925.63
合计	7,561,339.14	7,972,810.76	158,788,121.88	159,456,215.28	0.42%	64.80%	794,172,334.61

黄金总交易量前十名

单位：千克

序号	会员买卖总量前十名			买入量前十名			卖出量前十名		
	会员简称	买卖总量	比重	会员简称	买入量	比重	会员简称	卖出量	比重
1	深金融	575,591.79	11.97%	深金融	292,976.99	12.19%	深金融	282,614.80	11.76%
2	交通银行汇总	518,199.63	10.78%	交通银行汇总	272,429.84	11.33%	交通银行汇总	245,769.79	10.22%
3	建设银行汇总	390,849.31	8.13%	建设银行汇总	240,640.27	10.01%	建设银行汇总	150,209.04	6.25%
4	工商银行汇总	279,039.83	5.80%	工商银行汇总	168,978.94	7.03%	中国银行汇总	140,840.77	5.86%
5	中国银行汇总	277,852.64	5.78%	中国银行汇总	137,011.87	5.70%	兴业银行汇总	132,071.30	5.49%
6	兴业银行汇总	251,637.27	5.23%	兴业银行汇总	119,565.97	4.97%	工商银行汇总	110,060.89	4.58%
7	浦发银行汇总	206,699.17	4.30%	农业银行汇总	112,511.58	4.68%	浦发银行汇总	108,268.70	4.50%
8	农业银行汇总	184,562.13	3.84%	浦发银行汇总	98,430.47	4.09%	招金集团	95,252.45	3.96%
9	招金集团	174,693.17	3.63%	平安银行汇总	84,566.48	3.52%	民生银行汇总	90,320.05	3.76%
10	民生银行汇总	174,098.12	3.62%	民生银行汇总	83,778.07	3.49%	平安银行汇总	80,358.98	3.34%
	合计	3,033,223.06	63.09%		1,610,890.48	67.01%		1,435,766.77	59.73%

会员铂金交易前十名

单位： 千克

序号	会员买入量前十名			自营量前十名			代理量前十名		
	会员简称	买入量	比重	会员简称	自营量	比重	会员简称	代理量	比重
1	北京大德	419	23.66%	老凤祥	130	23.34%	北京大德	419	34.51%
2	工商银行汇总	291	16.43%	上海贺利氏	65	11.67%	工商银行汇总	291	23.97%
3	老凤祥	133	7.51%	中博世金	56	10.05%	深圳翠绿	104	8.57%
4	深圳翠绿	104	5.87%	周大福珠宝	55	9.87%	广东粤宝	78	6.43%
5	广东粤宝	78	4.40%	深圳宝福	49	8.80%	平安银行汇总	72	5.93%
6	平安银行汇总	72	4.07%	浙江明牌	43	7.72%	建设银行汇总	71	5.85%
7	建设银行汇总	71	4.01%	北京菜百	40	7.18%	民生银行汇总	55	4.53%
8	上海贺利氏	65	3.67%	有研亿金	40	7.18%	中国银行汇总	24	1.98%
9	中博世金	56	3.16%	贵研金属	39	7.00%	邮储银行汇总	18	1.48%
10	民生银行汇总	55	3.11%	豫园黄金	10	1.80%	金创黄金	15	1.24%
	合计	1,344	75.89%		527	94.61%		1,147	94.48%

会员白银交易前十名

单位： 千克

序号	会员买卖总量前十名			买入量前十名			卖出量前十名		
	会员简称	买卖总量	比重	会员简称	买入量	比重	会员简称	卖出量	比重
1	深金融	19,675,059	24.54%	深金融	9,766,857	24.36%	深金融	9,908,202	24.72%
2	工商银行汇总	10,360,243	12.92%	工商银行汇总	4,783,156	11.93%	工商银行汇总	5,577,087	13.91%
3	上海金大师	6,587,041	8.22%	上海金大师	3,294,304	8.22%	上海金大师	3,292,737	8.21%
4	山东恒邦	5,074,697	6.33%	山东恒邦	2,575,052	6.42%	山东恒邦	2,499,645	6.24%
5	金创黄金	4,794,469	5.98%	金创黄金	2,492,765	6.22%	金创黄金	2,301,704	5.74%
6	中国银行汇总	4,132,284	5.15%	中国银行汇总	2,045,138	5.10%	中国银行汇总	2,087,146	5.21%
7	招金集团	3,773,041	4.71%	招金集团	2,004,146	5.00%	招金集团	1,768,895	4.41%
8	农业银行汇总	3,178,080	3.96%	农业银行汇总	1,608,057	4.01%	农业银行汇总	1,570,023	3.92%
9	建设银行汇总	2,302,153	2.87%	建设银行汇总	1,068,689	2.67%	建设银行汇总	1,233,464	3.08%
10	兴业银行汇总	1,931,688	2.41%	三门峡金渠	978,916	2.44%	兴业银行汇总	955,545	2.38%
	合计	61,808,755	77.09%		30,617,080	76.37%		31,194,448	77.81%

自营、代理情况表

单位：千克

品种	买卖总量	自营量	占总成交量%	代理量	占总成交量%	自营代理比
黄金	4,807,806.60	2,810,697.90	58.46%	1,997,108.70	41.54%	1.41:1
铂金(买方)	1,771.00	557.00	31.45%	1,214.00	68.55%	1:2.18
白银	80,176,168.00	2,951,553.00	3.68%	77,224,615.00	96.32%	1:26.16
合计	84,985,745.60	5,762,807.90	6.78%	79,222,937.70	93.22%	1:13.75

黄金自营、代理前十名

单位：千克

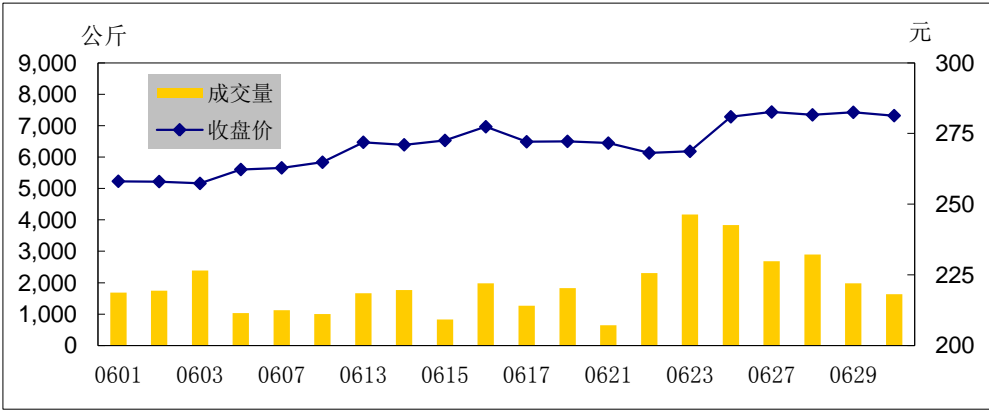
序号	自营前十名			代理前十名		
	会员	成交量	占全部自营量%	会员	成交量	占全部代理量%
1	交通银行汇总	444,322.52	15.81%	深金融	575,590.63	28.82%
2	建设银行汇总	345,766.94	12.30%	招金集团	169,804.17	8.50%
3	中国银行汇总	196,748.82	7.00%	兴业银行汇总	152,585.25	7.64%
4	浦发银行汇总	183,749.61	6.54%	工商银行汇总	124,009.17	6.21%
5	农业银行汇总	159,685.11	5.68%	金创黄金	103,564.33	5.19%
6	工商银行汇总	155,030.66	5.52%	中国银行汇总	81,103.82	4.06%
7	民生银行汇总	144,498.01	5.14%	交通银行汇总	73,877.11	3.70%
8	平安银行汇总	128,201.00	4.56%	铜陵有色汇总	62,328.70	3.12%
9	兴业银行汇总	99,052.02	3.52%	山东恒邦	54,300.32	2.72%
10	中信银行汇总	92,527.50	3.29%	建设银行汇总	45,082.37	2.26%

交割情况表

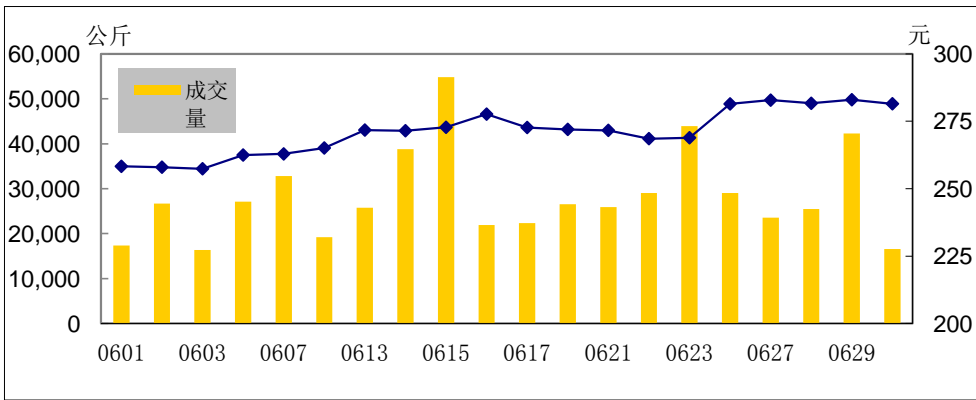
单位：千克

	黄金	白银
本月交割量	985,885.00	810,930.00
本月成交量	2,951,997.20	80,176,168.00
本月交割比	33.40%	1.01%
累计交割量	5,524,001.48	1,705,800.00
累计成交量	15,944,009.68	403,066,934.00
累计交割比	34.65%	0.42%
本月出库量	138,506.50	63,675.00
累计出库量	973,111.60	505,545.00

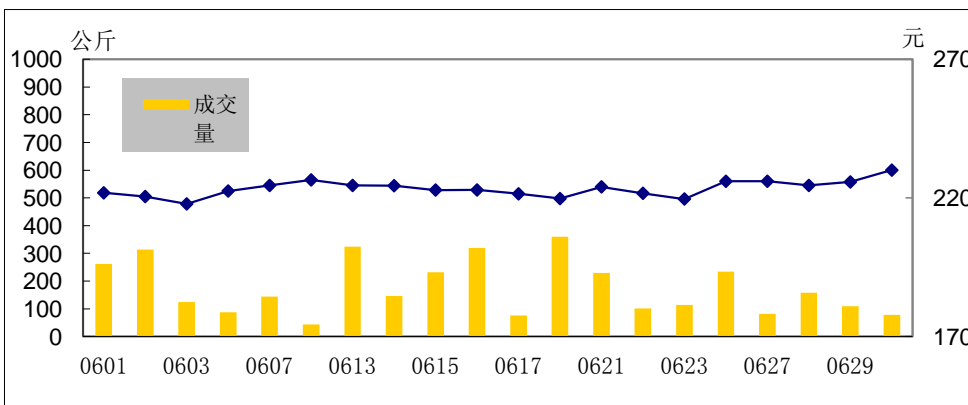
Au99.95量价图



Au99.99量价图



Pt99.95量价图

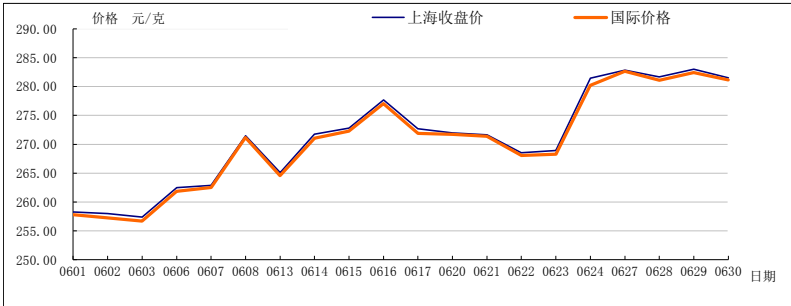


月度行情表

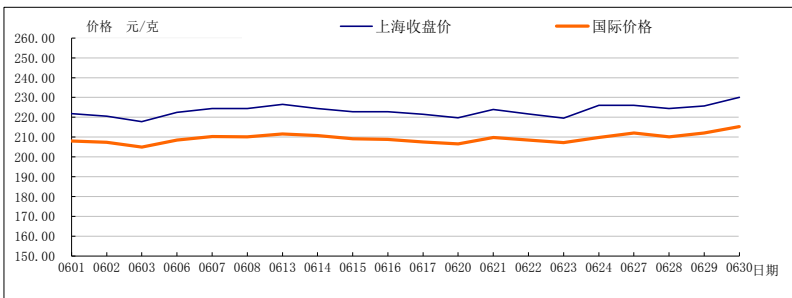
单位:元/克

品种	开盘价	收盘价	最高价	最低价	涨跌	加权 平均价	成交量 (千克)	成交额(万元)
Au99.95	258.6	281.33	283.6	256.5	24.19	270.14	38,442	1,030,142.80
Au99.99	257.48	281.5	284	256.5	24.6	271.63	565,401.40	15,104,411.70
Au100g	258	281.76	286	257.2	24.31	273.27	1,506.20	41,160.05
Au50g	-	-	-	-	-	-	-	-
Au995	-	-	-	-	-	-	-	-
iAu9999	258.06	282.77	284.5	256.4	27.56	268.73	8,917.40	239,641.05
iAu100g	265.00	260.30	277.00	255.00	5.30	266.69	6.40	170.68
iAu995	-	-	-	-	-	-	-	-
Au(T+D)	256.96	281.72	284.3	256.07	24.91	271.94	1,842,604	50,107,694.28
mAu(T+D)	257.1	281.85	284.5	256.18	25.12	272.25	203,819.8	5,548,970.86
Au(T+N1)	256.85	284.5	287	255.7	27.25	267.26	83559.80	2,233,217.86
Au(T+N2)	258.65	283.15	285.5	258.05	24.35	271.59	136702.20	3,712,670.28
Pt99.95	222.5	230.02	230.25	210.75	7.61	222.56	3,542	78,819.22
Ag99.9	-	-	-	-	-	-	-	-
Ag99.99	3525	3809	3814	3525	322	3756.88	29,340.00	11,022.69
Ag(T+D)	3476	3965	3987	3458	485	3743	80,146,828	29,995,136.42

黄金价格比较图



铂金价格比较图



白银价格比较图

