

2021

月度市场报告

9

总第二百二十五期



上海黄金交易所
SHANGHAI GOLD EXCHANGE

指标说明

1. 行情中各交易品种成交量、成交金额、持仓量按双边计算
2. 成交总量为买入量和卖出量之和
3. 自营/代理比为会员自营成交量与会员代理交易成交量之比
4. 交割情况表中，交割量与成交量数据均不含询价数据

成交量、成交金额表

单位：千克

成交量	上月日均	本月日均	上月累计	本月累计	增减	同比	本年累计
Au99.95	403.82	441.60	8,884.00	8,832.00	-0.59%	9.63%	71,270.00
Au99.99	13,457.33	17,704.69	296,061.36	354,093.78	19.60%	19.12%	2,541,933.76
Au100g	36.68	24.67	807.00	493.40	-38.86%	-44.42%	5,506.40
Au995	9.09	0.00	200.00	0.00	-100.00%	-	600.00
PGC30g	0.44	0.50	9.78	10.08	3.07%	-61.20%	96.36
iAu9999	663.37	2,569.63	14,594.22	51,392.56	252.14%	1136903.54%	225,122.96
iAu100g	0.02	0.00	0.40	0.00	-100.00%	-100.00%	3.80
iAu995	0.00	5.00	0.00	100.00	-	-	200.00
Au(T+D)	25,753.00	21,251.60	566,566.00	425,032.00	-24.98%	-65.44%	5,470,530.00
mAu(T+D)	5,645.73	7,356.99	124,206.00	147,139.80	18.46%	-21.81%	1,212,969.00
Au(T+N1)	5.07	4.07	111.60	81.40	-27.06%	-95.30%	21,084.20
Au(T+N2)	19.00	41.06	418.00	821.20	96.46%	-14.80%	18,103.20
NYAuTN06	62.36	35.96	1,372.00	719.20	-47.58%	-71.61%	22,497.80
NYAuTN12	83.57	81.59	1,838.60	1,631.80	-11.25%	-69.87%	23,062.20
询价Au99.95	924.09	1,550.00	20,330.00	31,000.00	52.48%	-47.28%	690,914.00
询价Au99.99	59,968.25	56,654.74	1,319,301.40	1,133,094.80	-14.11%	-39.13%	13,827,255.00
询价iAu99.99	6,155.27	8,909.52	135,416.00	178,190.40	31.59%	72.19%	1,002,473.80
询价iAu99.5	0.00	0.00	0.00	0.00	-	-	100.00
询价0Au99.99	520.00	525.00	11,440.00	10,500.00	-8.22%	-14.05%	159,482.20
询价LAu99.95	87.64	0.00	1,928.00	0.00	-100.00%	-	10,846.00
询价LAu99.99	891.27	500.00	19,608.00	10,000.00	-49.00%	-	113,178.00
上海金SHAU	5,406.91	3,796.10	118,952.00	75,922.00	-36.17%	-31.22%	875,784.00
Pt99.95	627.00	558.50	13,794.00	11,170.00	-19.02%	19.93%	93,750.00
Ag99.99	625.91	1,047.00	13,770.00	20,940.00	52.07%	-51.49%	119,460.00
Ag(T+D)	3,767,486.36	3,390,006.50	82,884,700.00	67,800,130.00	-18.20%	-85.80%	1,205,755,506.00
询价PAg99.99	19,186.36	29,280.00	422,100.00	585,600.00	38.73%	48.89%	5,084,640.00
询价OAg99.99	0.00	0.00	0.00	0.00	-	-	0.00
上海银SHAG	49,266.82	46,467.00	1,083,870.00	929,340.00	-14.26%	-24.33%	9,141,810.00
黄金合计	120,092.93	121,452.72	2,642,044.36	2,429,054.42	-8.06%	-37.42%	26,293,012.68
白银合计	3,836,565.45	3,466,800.50	84,404,440.00	69,336,010.00	-17.85%	-85.53%	1,220,101,416.00
铂金合计	627.00	558.50	13,794.00	11,170.00	-19.02%	19.93%	93,750.00
合计	3,957,285.38	3,588,811.72	87,060,278.36	71,776,234.42	-17.56%	-85.14%	1,246,488,178.68

单位：万元

成交金额	上月日均	本月日均	上月累计	本月累计	增减	同比	本年累计
Au99.95	15,885.18	16,540.00	349,473.99	330,800.06	-5.34%	0.68%	2,695,648.09
Au99.99	505,931.70	661,502.02	11,130,497.41	13,230,040.45	18.86%	9.49%	95,645,375.42
Au100g	1,359.87	915.35	29,917.16	18,306.95	-38.81%	-49.92%	206,674.61
Au995	337.45	0.00	7,424.00	0.00	-100.00%	-	22,612.00
PGC30g	16.82	19.03	370.03	380.58	2.85%	-64.69%	3,631.98
iAu9999	24,731.67	95,208.60	544,096.66	1,904,171.97	249.97%	1018903.43%	8,461,502.19
iAu100g	0.69	0.00	15.12	0.00	-100.00%	-100.00%	135.68
iAu995	0.00	184.93	0.00	3,698.60	-	-	7,369.85
Au(T+D)	957,943.60	789,158.66	21,074,759.27	15,783,173.12	-25.11%	-68.77%	205,545,292.23
mAu(T+D)	209,632.67	272,788.23	4,611,918.82	5,455,764.60	18.30%	-29.34%	45,500,486.66
Au(T+N1)	191.06	152.84	4,203.31	3,056.77	-27.28%	-95.80%	795,847.16
Au(T+N2)	710.60	1,530.97	15,633.17	30,619.47	95.86%	-22.76%	691,868.66
NYAuTN06	2,366.06	1,354.14	52,053.35	27,082.82	-47.97%	-74.86%	859,533.13
NYAuTN12	3,128.24	3,021.20	68,821.28	60,423.97	-12.20%	-73.81%	880,792.39
询价Au99.95	34,301.30	57,835.70	754,628.60	1,156,713.90	53.28%	-52.28%	26,374,327.79
询价Au99.99	2,245,006.53	2,122,192.22	49,390,143.59	42,443,844.46	-14.06%	-44.80%	521,021,414.51
询价iAu99.99	230,313.52	332,703.00	5,066,897.47	6,654,059.99	31.32%	52.16%	37,903,204.25
询价iAu99.5	0.00	0.00	0.00	0.00	-	-	3,689.00
询价0Au99.99	16,724.56	18,581.75	367,940.34	371,635.00	1.00%	-27.08%	5,791,823.64
询价LAu99.95	3,181.20	0.00	69,986.40	0.00	-100.00%	-	403,988.34
询价LAu99.99	33,062.29	18,700.00	727,370.40	374,000.00	-48.58%	-	4,223,432.60
上海金SHAU	201,336.23	141,486.06	4,429,397.10	2,829,721.10	-36.11%	-37.67%	32,941,079.34
Pt99.95	13,946.54	12,003.95	306,823.89	240,079.04	-21.75%	25.26%	2,250,901.66
Ag99.99	317.41	503.35	6,982.93	10,066.98	44.17%	-59.11%	63,319.60
Ag(T+D)	1,922,749.92	1,687,896.30	42,300,498.19	33,757,925.94	-20.19%	-87.32%	648,382,108.37
询价PAg99.99	9,722.76	14,404.98	213,900.62	288,099.53	34.69%	28.50%	2,749,507.53
询价OAg99.99	0.00	0.00	0.00	0.00	-	-	0.00
上海银SHAG	25,041.85	23,187.86	550,920.64	463,757.28	-15.82%	-32.33%	4,878,792.39
黄金合计	4,486,161.25	4,533,874.69	98,695,547.45	90,677,493.81	-8.12%	-43.29%	989,979,729.52
白银合计	1,957,831.93	1,725,992.49	43,072,302.37	34,519,849.73	-19.86%	-87.08%	656,073,727.88
铂金合计	13,946.54	12,003.95	306,823.89	240,079.04	-21.75%	25.26%	2,250,901.66
合计	6,457,939.71	6,271,871.13	142,074,673.71	125,437,422.58	-11.71%	-70.64%	1,648,304,359.06

黄金总交易量前十名

单位：千克

序号	会员买卖总量前十名			买入量前十名			卖出量前十名		
	会员简称	买卖总量	比重	会员简称	买入量	比重	会员简称	卖出量	比重
1	中国银行	267,616.93	11.02%	工商银行	121,031.45	9.97%	中国银行	195,180.00	16.07%
2	工商银行	168,279.94	6.93%	中国银行	72,436.93	5.96%	招商银行	72,555.64	5.97%
3	浦发银行	113,856.29	4.69%	兴业银行	72,409.54	5.96%	宁波银行	60,267.58	4.96%
4	宁波银行	113,284.42	4.66%	浦发银行	64,598.84	5.32%	平安银行	55,762.52	4.59%
5	农业银行	113,117.68	4.66%	农业银行	59,998.60	4.94%	农业银行	53,119.08	4.37%
6	平安银行	101,823.86	4.19%	宁波银行	53,016.84	4.37%	浦发银行	49,257.45	4.06%
7	兴业银行	101,487.18	4.18%	平安银行	46,061.34	3.79%	工商银行	47,248.49	3.89%
8	招商银行	82,145.44	3.38%	华夏银行股份有限公司	45,432.64	3.74%	浙商银行	43,524.92	3.58%
9	华夏银行股份有限公司	80,745.20	3.32%	上海银行	42,054.34	3.46%	交通银行	42,603.39	3.51%
10	交通银行	77,557.95	3.19%	建设银行	36,259.56	2.99%	Jump Trading	35,703.70	2.94%
	合计	1,219,914.89	50.22%		613,300.08	50.50%		655,222.77	53.95%

会员铂金交易前十名

单位：千克

序号	会员买入量前十名		
	会员简称	买入量	比重
1	工商银行	1,595.00	28.56%
2	上海贺利氏	910.00	16.29%
3	中国工美	625.00	11.19%
4	山金贵金属	454.00	8.13%
5	中国金币	425.00	7.61%
6	有研亿金	335.00	6.00%
7	中国银行	167.00	2.99%
8	周大福珠宝	165.00	2.95%
9	中博世金	120.00	2.15%
10	深圳翠绿	117.00	2.09%
	合计	4,913.00	87.97%

会员白银交易前十名

单位：千克

序号	会员买卖总量前十名			买入量前十名			卖出量前十名		
	会员简称	买卖总量	比重	会员简称	买入量	比重	会员简称	卖出量	比重
1	Jump Trading	14,671,243.00	21.16%	Jump Trading	7,335,767.00	21.16%	Jump Trading	7,335,476.00	21.16%
2	工商银行	13,780,245.00	19.87%	工商银行	7,071,862.00	20.40%	工商银行	6,708,383.00	19.35%
3	山金贵金属	5,164,260.00	7.45%	山金贵金属	2,616,827.00	7.55%	山金贵金属	2,547,433.00	7.35%
4	招金集团	2,462,682.00	3.55%	招金集团	1,246,405.00	3.60%	浙商银行	1,291,737.00	3.73%
5	中国银行	2,218,353.00	3.20%	中国银行	1,157,853.00	3.34%	招金集团	1,216,277.00	3.51%
6	山东恒邦	2,158,902.00	3.11%	深圳金融	1,102,339.00	3.18%	山东恒邦	1,084,339.00	3.13%
7	深圳金融	2,148,581.00	3.10%	山东恒邦	1,074,563.00	3.10%	中国银行	1,060,500.00	3.06%
8	浙商银行	1,949,687.00	2.81%	深圳华茂黄金	956,655.00	2.76%	深圳金融	1,046,242.00	3.02%
9	深圳华茂黄金	1,914,854.00	2.76%	浦发银行	843,315.00	2.43%	深圳华茂黄金	958,199.00	2.76%
10	农业银行	1,515,676.00	2.19%	上海仟家信	756,832.00	2.18%	农业银行	948,054.00	2.73%
	合计	47,984,483.00	69.21%		24,162,418.00	69.70%		24,196,640.00	69.80%

自营、代理情况表

单位：千克

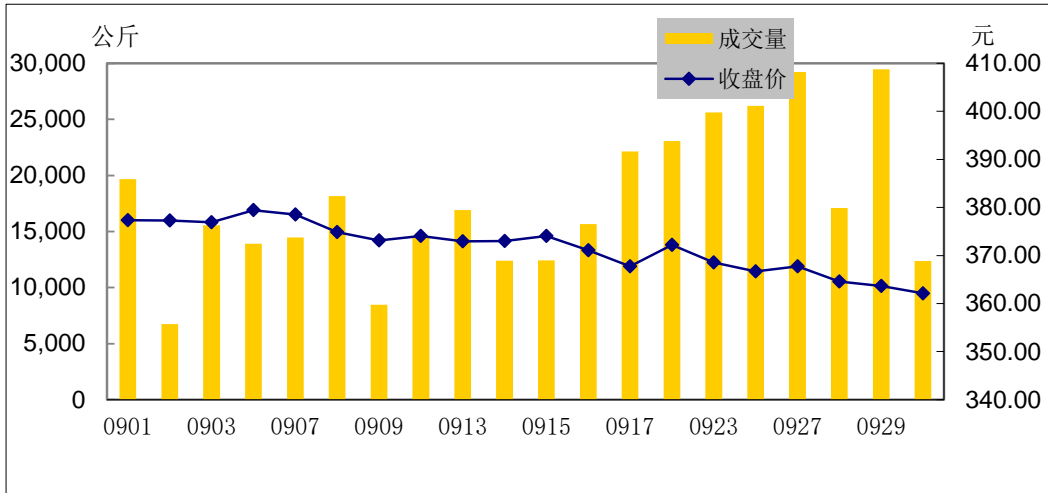
品种	买卖总量	自营量	占总成交量%	代理量	占总成交量%	自营代理比
黄金	2,429,054.42	2,025,191.85	83.37%	403,862.57	16.63%	5.01:1
铂金(买方)	5,585.00	1,835.00	32.86%	3,750.00	67.14%	1:2.04
白银	69,336,010.00	25,867,474.00	37.31%	43,468,536.00	62.69%	1:1.68
合计	71,770,649.42	27,894,500.85	38.87%	43,876,148.57	61.13%	1:1.57

交割情况表

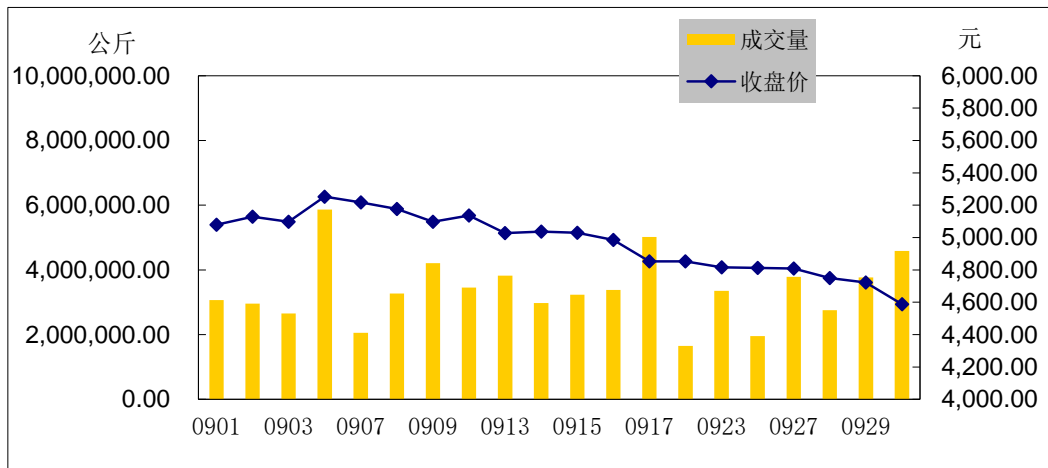
单位：千克

	黄金	白银
本月交割量	738,465.42	3,762,750.00
本月成交量	1,066,269.22	68,750,410.00
本月交割比	69.26%	5.47%
累计交割量	6,013,755.88	34,594,440.00
累计成交量	10,488,763.68	1,215,016,776.00
累计交割比	57.34%	2.85%
本月出库量	190,868.95	165,375.00
累计出库量	1,257,326.47	2,219,100.00

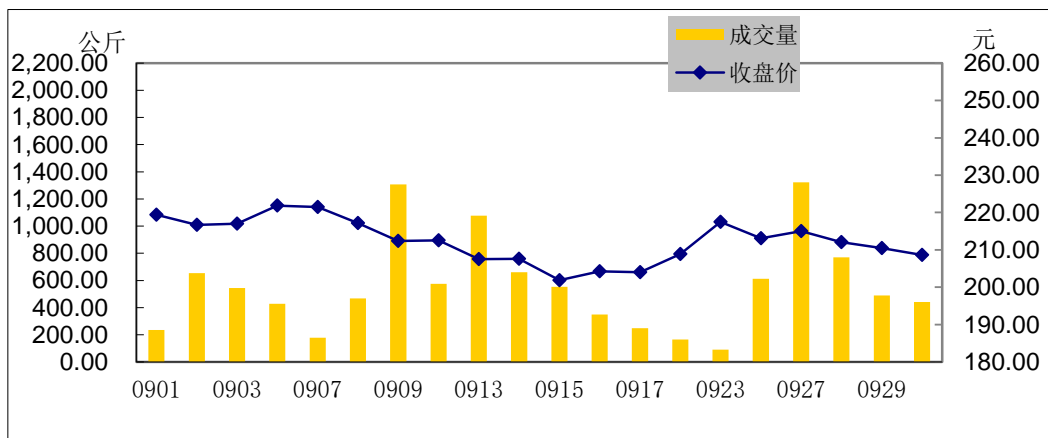
Au99.99量价图



Ag(T+D)量价图



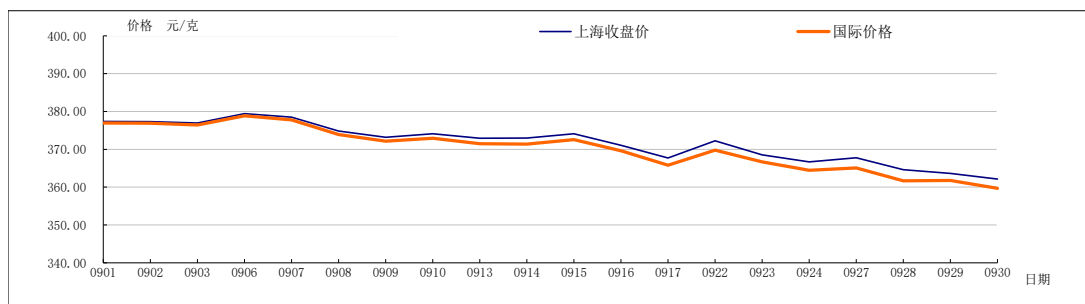
Pt99.95量价图



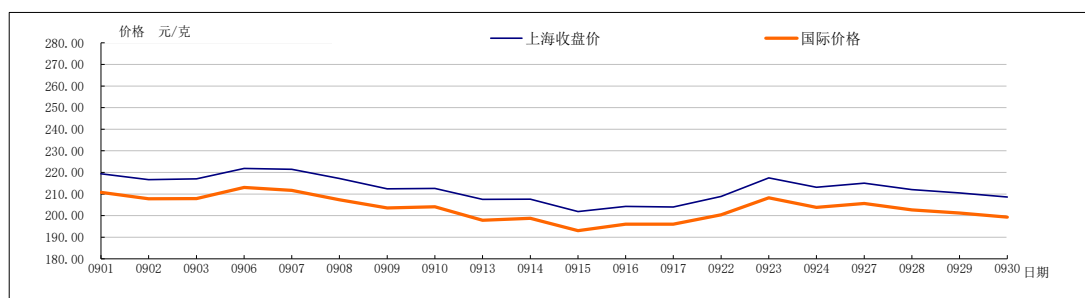
月度行情表

品种	开盘价	收盘价	最高价	最低价	涨跌	加权平均价	成交量(千克)	成交额(万元)
Au99.95	377.30	362.07	392.70	360.80	-15.82	371.08	8,832.00	330,800.06
Au99.99	379.98	362.14	380.98	361.00	-15.41	370.79	354,093.78	13,230,040.45
Au100g	375.38	364.24	380.19	362.80	-12.63	371.04	493.40	18,306.95
Au995	-	-	-	-	-	-	-	-
PGC30g	382.71	368.73	385.71	368.31	-14.73	375.82	10.08	380.58
iAu9999	376.60	360.69	380.40	360.10	-16.53	370.10	51,392.56	1,904,171.97
iAu100g	-	-	-	-	-	-	-	-
iAu995	369.86	369.86	369.86	369.86	132.06	369.86	100.00	3,698.60
Au(T+D)	376.98	362.55	380.70	360.00	-15.13	371.34	425,032.00	15,783,173.12
mAu(T+D)	377.20	362.48	380.64	360.93	-15.23	370.79	147,139.80	5,455,764.60
Au(T+N1)	380.00	366.80	383.90	365.60	-13.40	375.50	81.40	3,056.77
Au(T+N2)	377.60	363.50	381.00	360.55	-14.85	372.85	821.20	30,619.47
NYAuTN06	383.00	367.20	386.60	366.45	-16.80	376.55	719.20	27,082.82
NYAuTN12	379.05	362.80	382.50	361.65	-17.50	370.30	1,631.80	60,423.97
Pt99.95	218.20	208.63	221.98	201.00	-10.62	212.28	11,170.00	240,079.04
Ag99.99	5,287.00	4,750.00	5,287.00	4,745.00	-319.00	4,808.00	20,940.00	10,066.98
Ag(T+D)	5,118.00	4,588.00	5,270.00	4,567.00	-520.00	4,979.00	67,800,130.00	33,757,925.94

黄金价格比较图



铂金价格比较图



白银价格比较图

