

2021

# 月度市场报告

8

总第二百二十四期



上海黄金交易所  
SHANGHAI GOLD EXCHANGE

## 指标说明

1. 行情中各交易品种成交量、成交金额、持仓量按双边计算
2. 成交总量为买入量和卖出量之和
3. 自营/代理比为会员自营成交量与会员代理交易成交量之比
4. 交割情况表中，交割量与成交量数据均不含询价数据

## 成交量、成交金额表

单位：千克

成交量	上月日均	本月日均	上月累计	本月累计	增减	同比	本年累计
Au99.95	167.55	403.82	3,686.00	8,884.00	141.02%	-3.33%	62,438.00
Au99.99	9,754.47	13,457.33	214,598.36	296,061.36	37.96%	13.84%	2,187,839.98
Au100g	20.27	36.68	446.00	807.00	80.94%	-42.05%	5,013.00
Au995	9.09	9.09	200.00	200.00	0.00%	-	600.00
PGC30g	0.41	0.44	8.94	9.78	9.40%	-65.17%	86.28
iAu9999	84.73	663.37	1,864.14	14,594.22	682.89%	4309.66%	173,730.40
iAu100g	0.00	0.02	0.00	0.40	-	-33.33%	3.80
iAu995	0.00	0.00	0.00	0.00	-	-	100.00
Au(T+D)	24,189.91	25,753.00	532,178.00	566,566.00	6.46%	-77.08%	5,045,498.00
mAu(T+D)	4,188.01	5,645.73	92,136.20	124,206.00	34.81%	-59.21%	1,065,829.20
Au(T+N1)	7.06	5.07	155.40	111.60	-28.19%	-95.57%	21,002.80
Au(T+N2)	10.45	19.00	230.00	418.00	81.74%	-81.21%	17,282.00
NYAuTN06	46.14	62.36	1,015.00	1,372.00	35.17%	-79.37%	21,778.60
NYAuTN12	65.38	83.57	1,438.40	1,838.60	27.82%	-89.56%	21,430.40
询价Au99.95	1,483.64	924.09	32,640.00	20,330.00	-37.71%	-95.61%	659,914.00
询价Au99.99	77,442.96	59,968.25	1,703,745.20	1,319,301.40	-22.56%	-33.72%	12,694,160.20
询价iAu99.99	2,376.64	6,155.27	52,286.00	135,416.00	158.99%	111.16%	824,283.40
询价iAu99.5	4.55	0.00	100.00	0.00	-100.00%	-	100.00
询价0Au99.99	470.00	520.00	10,340.00	11,440.00	10.64%	-32.39%	148,982.20
询价LAu99.95	83.64	87.64	1,840.00	1,928.00	4.78%	-	10,846.00
询价LAu99.99	1,174.55	891.27	25,840.00	19,608.00	-24.12%	-	103,178.00
上海金SHAU	4,764.91	5,406.91	104,828.00	118,952.00	13.47%	28.74%	799,862.00
Pt99.95	498.36	627.00	10,964.00	13,794.00	25.81%	201.44%	82,580.00
Ag99.99	650.45	625.91	14,310.00	13,770.00	-3.77%	-54.82%	98,520.00
Ag(T+D)	4,230,057.27	3,767,486.36	93,061,260.00	82,884,700.00	-10.94%	-88.46%	1,137,955,376.00
询价PAg99.99	21,125.45	19,186.36	464,760.00	422,100.00	-9.18%	-45.73%	4,499,040.00
询价OAg99.99	0.00	0.00	0.00	0.00	-	-	0.00
上海银SHAG	50,620.91	49,266.82	1,113,660.00	1,083,870.00	-2.67%	12.86%	8,212,470.00
黄金合计	126,344.35	120,092.93	2,779,575.64	2,642,044.36	-4.95%	-53.68%	23,863,958.26
白银合计	4,302,454.09	3,836,565.45	94,653,990.00	84,404,440.00	-10.83%	-88.28%	1,150,765,406.00
铂金合计	498.36	627.00	10,964.00	13,794.00	25.81%	201.44%	82,580.00
合计	4,429,296.80	3,957,285.38	97,444,529.64	87,060,278.36	-10.66%	-88.00%	1,174,711,944.26

单位：万元

成交金额	上月日均	本月日均	上月累计	本月累计	增减	同比	本年累计
Au99.95	6,319.19	15,885.18	139,022.11	349,473.99	151.38%	-5.48%	2,364,848.03
Au99.99	368,731.73	505,931.70	8,112,098.12	11,130,497.41	37.21%	2.39%	82,415,334.97
Au100g	763.14	1,359.87	16,789.00	29,917.16	78.19%	-49.44%	188,367.65
Au995	341.27	337.45	7,508.00	7,424.00	-1.12%	-	22,612.00
PGC30g	15.53	16.82	341.59	370.03	8.32%	-69.54%	3,251.40
iAu9999	3,199.80	24,731.67	70,395.57	544,096.66	672.91%	3549.48%	6,557,330.22
iAu100g	0.00	0.69	0.00	15.12	-	-29.35%	135.68
iAu995	0.00	0.00	0.00	0.00	-	-	3,671.25
Au(T+D)	909,791.00	957,943.60	20,015,401.93	21,074,759.27	5.29%	-79.96%	189,762,119.12
mAu(T+D)	157,557.02	209,632.67	3,466,254.35	4,611,918.82	33.05%	-64.33%	40,044,722.05
Au(T+N1)	268.06	191.06	5,897.38	4,203.31	-28.73%	-96.16%	792,790.39
Au(T+N2)	394.13	710.60	8,670.81	15,633.17	80.30%	-83.47%	661,249.20
NYAuTN06	1,769.28	2,366.06	38,924.09	52,053.35	33.73%	-82.58%	832,450.31
NYAuTN12	2,479.12	3,128.24	54,540.54	68,821.28	26.18%	-91.10%	820,368.43
询价Au99.95	55,987.13	34,301.30	1,231,716.83	754,628.60	-38.73%	-96.13%	25,217,613.89
询价Au99.99	2,918,250.74	2,245,006.53	64,201,516.23	49,390,143.59	-23.07%	-42.10%	478,577,570.04
询价iAu99.99	89,879.11	230,313.52	1,977,340.45	5,066,897.47	156.25%	79.85%	31,249,144.26
询价iAu99.5	167.68	0.00	3,689.00	0.00	-100.00%	-	3,689.00
询价0Au99.99	15,371.68	16,724.56	338,177.00	367,940.34	8.80%	-49.32%	5,420,188.64
询价LAu99.95	3,169.82	3,181.20	69,736.00	69,986.40	0.36%	-	403,988.34
询价LAu99.99	44,238.91	33,062.29	973,256.00	727,370.40	-25.26%	-	3,849,432.60
上海金SHAU	179,299.22	201,336.23	3,944,582.82	4,429,397.10	12.29%	13.23%	30,111,358.23
Pt99.95	11,780.43	13,946.54	259,169.55	306,823.89	18.39%	210.50%	2,010,822.62
Ag99.99	352.74	317.41	7,760.30	6,982.93	-10.02%	-61.46%	53,252.62
Ag(T+D)	2,258,093.90	1,922,749.92	49,678,065.73	42,300,498.19	-14.85%	-90.43%	614,624,182.43
询价PAg99.99	11,436.65	9,722.76	251,606.27	213,900.62	-14.99%	-53.13%	2,461,408.00
询价OAg99.99	0.00	0.00	0.00	0.00	-	-	0.00
上海银SHAG	27,013.70	25,041.85	594,301.46	550,920.64	-7.30%	-6.29%	4,415,035.11
黄金合计	4,757,993.54	4,486,161.25	104,675,857.84	98,695,547.45	-5.71%	-59.38%	899,302,235.70
白银合计	2,296,896.99	1,957,831.93	50,531,733.76	43,072,302.37	-14.76%	-90.28%	621,553,878.16
铂金合计	11,780.43	13,946.54	259,169.55	306,823.89	18.39%	210.50%	2,010,822.62
合计	7,066,670.96	6,457,939.71	155,466,761.15	142,074,673.71	-8.61%	-79.30%	1,522,866,936.49

### 黄金总交易量前十名

单位：千克

序号	会员买卖总量前十名			买入量前十名			卖出量前十名		
	会员简称	买卖总量	比重	会员简称	买入量	比重	会员简称	卖出量	比重
1	中国银行	295,970.89	11.20%	工商银行	114,415.43	8.66%	中国银行	229,099.09	17.34%
2	浦发银行	196,234.16	7.43%	浦发银行	102,438.20	7.75%	浦发银行	93,795.96	7.10%
3	工商银行	185,246.40	7.01%	兴业银行	77,099.94	5.84%	工商银行	70,830.97	5.36%
4	平安银行	133,855.63	5.07%	中国银行	66,871.80	5.06%	平安银行	70,215.53	5.32%
5	交通银行	114,112.50	4.32%	平安银行	63,640.10	4.82%	交通银行	69,479.46	5.26%
6	农业银行	104,431.49	3.95%	农业银行	61,978.87	4.69%	宁波银行	53,494.06	4.05%
7	宁波银行	101,260.92	3.83%	民生银行	50,674.01	3.84%	招商银行	50,513.88	3.82%
8	Jump Trading	93,508.50	3.54%	宁波银行	47,766.86	3.62%	Jump Trading	46,759.20	3.54%
9	兴业银行	92,915.77	3.52%	Jump Trading	46,749.30	3.54%	农业银行	42,452.62	3.21%
10	民生银行	75,557.41	2.86%	中国邮储	45,127.86	3.42%	上海银行	30,618.83	2.32%
	合计	1,393,093.67	52.73%		676,762.37	51.23%		757,259.60	57.32%

### 会员铂金交易前十名

单位：千克

序号	会员买入量前十名		
	会员简称	买入量	比重
1	上海贺利氏	1,875.00	27.19%
2	工商银行	1,845.00	26.75%
3	有研亿金	589.00	8.54%
4	中国工美	554.00	8.03%
5	建设银行	521.00	7.55%
6	山金贵金属	456.00	6.61%
7	周大福珠宝	199.00	2.89%
8	深圳翠绿	146.00	2.12%
9	中国黄金	100.00	1.45%
10	中博世金	90.00	1.30%
	合计	6,375.00	92.43%

### 会员白银交易前十名

单位：千克

序号	会员买卖总量前十名			买入量前十名			卖出量前十名		
	会员简称	买卖总量	比重	会员简称	买入量	比重	会员简称	卖出量	比重
1	工商银行	17,355,834.00	20.56%	工商银行	8,754,120.00	20.74%	工商银行	8,601,714.00	20.38%
2	Jump Trading	16,495,420.00	19.54%	Jump Trading	8,247,710.00	19.54%	Jump Trading	8,247,710.00	19.54%
3	山金贵金属	6,497,016.00	7.70%	山金贵金属	3,177,364.00	7.53%	山金贵金属	3,319,652.00	7.87%
4	招金集团	3,562,515.00	4.22%	招金集团	1,750,456.00	4.15%	招金集团	1,812,059.00	4.29%
5	中国银行	3,491,193.00	4.14%	中国银行	1,711,685.00	4.06%	中国银行	1,779,508.00	4.22%
6	山东恒邦	2,561,728.00	3.04%	山东恒邦	1,292,968.00	3.06%	山东恒邦	1,268,760.00	3.01%
7	深圳金融	2,291,408.00	2.71%	浙商银行	1,183,255.00	2.80%	深圳金融	1,131,017.00	2.68%
8	浙商银行	2,035,621.00	2.41%	深圳金融	1,160,391.00	2.75%	深圳华茂黄金	944,372.00	2.24%
9	深圳华茂黄金	1,886,662.00	2.24%	深圳华茂黄金	942,290.00	2.23%	上海仟家信	926,582.00	2.20%
10	上海仟家信	1,836,400.00	2.18%	上海仟家信	909,818.00	2.16%	交通银行	903,172.00	2.14%
	合计	58,013,797.00	68.73%		29,130,057.00	69.02%		28,934,546.00	68.56%

### 自营、代理情况表

单位：千克

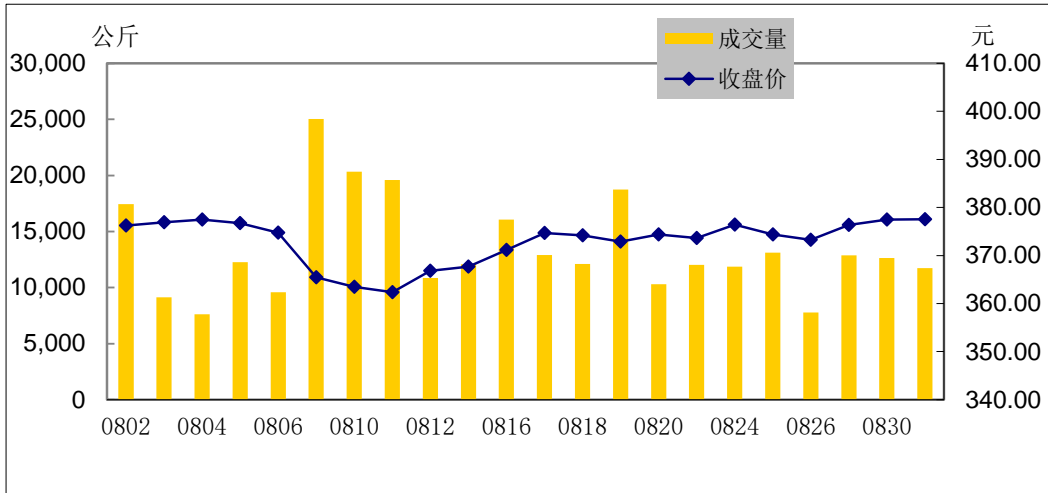
品种	买卖总量	自营量	占总成交量%	代理量	占总成交量%	自营代理比
黄金	2,642,044.36	2,184,251.98	82.67%	457,792.38	17.33%	4.77:1
铂金(买方)	6,897.00	2,309.00	33.48%	4,588.00	66.52%	1:1.99
白银	84,404,440.00	27,048,136.00	32.05%	57,356,304.00	67.95%	1:2.12
合计	87,053,381.36	29,234,696.98	33.58%	57,818,684.38	66.42%	1:1.98

### 交割情况表

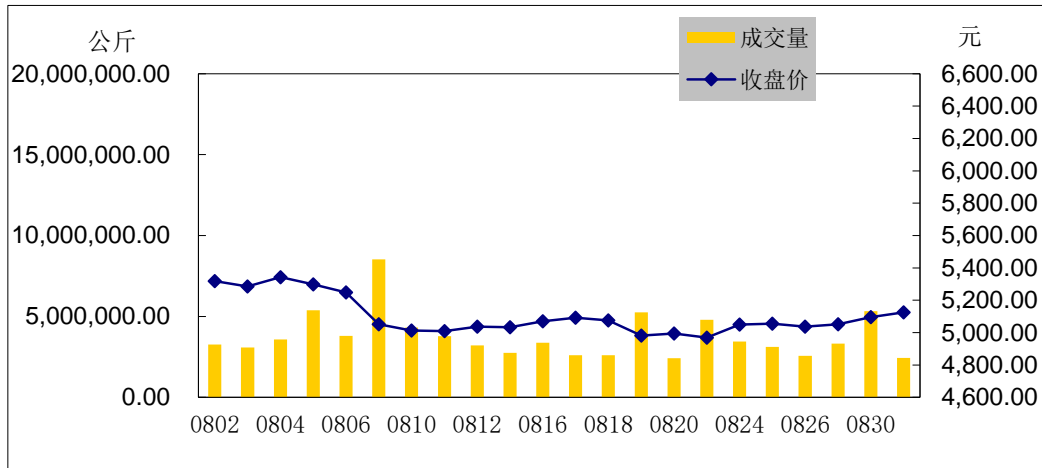
单位：千克

	黄金	白银
本月交割量	672,955.56	3,786,870.00
本月成交量	1,134,020.96	83,982,340.00
本月交割比	59.34%	4.51%
累计交割量	5,275,290.46	30,831,690.00
累计成交量	9,422,494.46	1,146,266,366.00
累计交割比	55.99%	2.69%
本月出库量	149,951.15	255,390.00
累计出库量	1,066,457.52	2,053,725.00

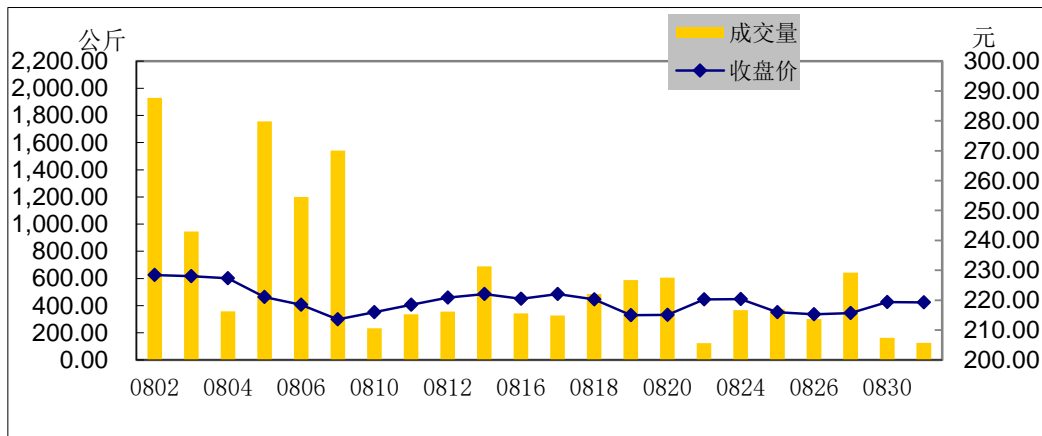
Au99.99量价图



Ag(T+D)量价图



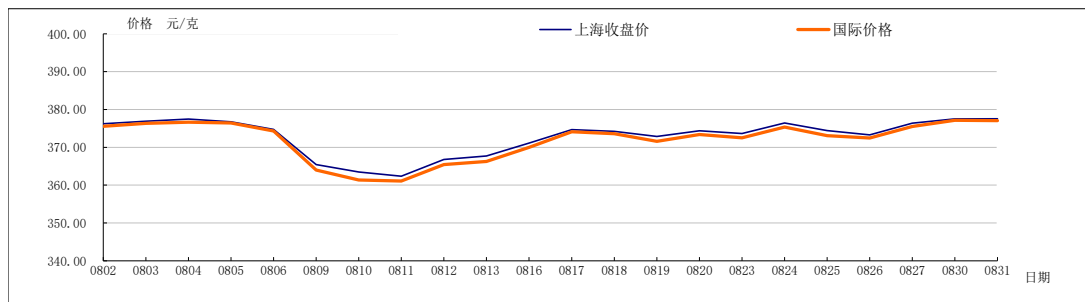
Pt99.95量价图



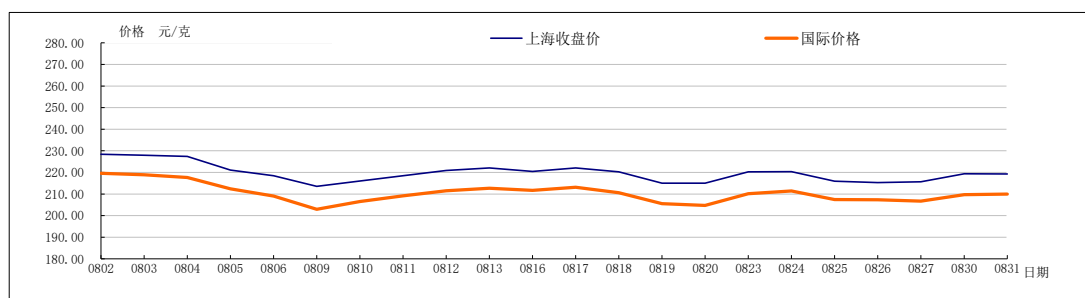
### 月度行情表

品种	开盘价	收盘价	最高价	最低价	涨跌	加权平均价	成交量(千克)	成交额(万元)
Au99.95	376.20	377.89	381.80	362.30	-2.60	372.40	8,884.00	349,473.99
Au99.99	380.01	377.55	388.50	360.50	-3.35	371.44	296,061.36	11,130,497.41
Au100g	380.08	376.87	382.50	272.27	-2.84	370.72	807.00	29,917.16
Au995	371.20	371.20	371.20	371.20	-4.20	371.20	200.00	7,424.00
PGC30g	380.00	383.46	384.50	368.50	-3.04	378.35	9.78	370.03
iAu9999	376.40	377.22	378.00	360.25	-2.28	371.44	14,594.22	544,096.66
iAu100g	378.00	378.00	378.00	378.00	6.50	378.00	0.40	15.12
iAu995	-	-	-	-	-	-	-	-
Au(T+D)	380.04	377.45	380.50	360.00	-2.78	371.97	566,566.00	21,074,759.27
mAu(T+D)	380.65	377.54	380.65	360.15	-2.67	371.31	124,206.00	4,611,918.82
Au(T+N1)	384.00	380.20	384.00	365.50	-3.80	376.65	111.60	4,203.31
Au(T+N2)	380.70	378.35	380.90	362.25	-3.00	374.00	418.00	15,633.17
NYAuTN06	386.90	383.80	387.00	364.50	-3.25	379.40	1,372.00	52,053.35
NYAuTN12	383.00	380.00	383.50	354.00	-3.85	374.30	1,838.60	68,821.28
Pt99.95	226.50	219.25	229.99	210.70	-9.86	220.24	13,794.00	306,823.89
Ag99.99	5,350.00	5,069.00	5,350.00	5,039.00	-288.00	5,071.00	13,770.00	6,982.93
Ag(T+D)	5,328.00	5,126.00	5,403.00	4,890.00	-205.00	5,103.00	82,884,700.00	42,300,498.19

### 黄金价格比较图



### 铂金价格比较图



### 白银价格比较图

