

2021

月度市场报告

6

总第二百二十二期



上海黄金交易所
SHANGHAI GOLD EXCHANGE

指标说明

1. 行情中各交易品种成交量、成交金额、持仓量按双边计算
2. 成交总量为买入量和卖出量之和
3. 自营/代理比为会员自营成交量与会员代理交易成交量之比
4. 交割情况表中，交割量与成交量数据均不含询价数据

成交量、成交金额表

单位：千克

成交量	上月日均	本月日均	上月累计	本月累计	增减	同比	本年累计
Au99.95	200.33	379.90	3,606.00	7,978.00	121.24%	60.20%	49,868.00
Au99.99	11,299.56	14,141.72	203,392.06	296,976.12	46.01%	24.42%	1,677,180.26
Au100g	31.43	33.51	565.80	703.80	24.39%	-6.11%	3,760.00
Au995	0.00	9.52	0.00	200.00	-	-	200.00
PGC30g	0.21	0.37	3.84	7.74	101.56%	-39.72%	67.56
iAu9999	2,035.97	857.29	36,647.52	18,003.08	-50.88%	10.62%	157,272.04
iAu100g	0.01	0.02	0.20	0.40	100.00%	-96.88%	3.40
iAu995	0.00	2.38	0.00	50.00	-	-50.00%	100.00
Au(T+D)	33,247.56	31,888.19	598,456.00	669,652.00	11.90%	-60.84%	3,946,754.00
mAu(T+D)	5,915.61	6,233.69	106,481.00	130,907.40	22.94%	-42.49%	849,487.00
Au(T+N1)	17.90	15.16	322.20	318.40	-1.18%	-91.99%	20,735.80
Au(T+N2)	38.39	29.48	691.00	619.00	-10.42%	-64.62%	16,634.00
NYAuTN06	87.92	190.80	1,582.60	4,006.80	153.18%	-21.59%	19,391.60
NYAuTN12	132.31	452.39	2,381.60	9,500.20	298.90%	-16.19%	18,153.40
询价Au99.95	3,157.78	2,569.24	56,840.00	53,954.00	-5.08%	1.80%	606,944.00
询价Au99.99	90,935.51	88,764.53	1,636,839.20	1,864,055.20	13.88%	-21.02%	9,671,113.60
询价iAu99.99	4,176.23	2,631.49	75,172.12	55,261.28	-26.49%	-82.78%	636,581.40
询价0Au99.99	1,011.11	800.00	18,200.00	16,800.00	-7.69%	10.83%	127,202.20
询价LAu99.95	66.00	0.00	1,188.00	0.00	-100.00%	-	7,078.00
询价LAu99.99	195.00	0.00	3,510.00	0.00	-100.00%	-100.00%	57,730.00
上海金SHAU	6,422.89	4,758.67	115,612.00	99,932.00	-13.56%	8.17%	576,082.00
Pt99.95	620.00	654.19	11,160.00	13,738.00	23.10%	104.56%	57,822.00
Ag99.99	996.67	775.71	17,940.00	16,290.00	-9.20%	68.11%	70,440.00
Ag(T+D)	6,898,194.33	4,794,384.00	124,167,498.00	100,682,064.00	-18.91%	-68.70%	962,009,416.00
询价PAg99.99	28,673.33	12,791.43	516,120.00	268,620.00	-47.95%	-97.68%	3,612,180.00
询价OAg99.99	0.00	0.00	0.00	0.00	-	-	0.00
上海银SHAG	53,668.33	50,701.43	966,030.00	1,064,730.00	10.22%	9.57%	6,014,940.00
黄金合计	158,971.73	153,758.35	2,861,491.14	3,228,925.42	12.84%	-36.24%	18,442,338.26
白银合计	6,981,532.67	4,858,652.57	125,667,588.00	102,031,704.00	-18.81%	-69.47%	971,706,976.00
铂金合计	620.00	654.19	11,160.00	13,738.00	23.10%	104.56%	57,822.00
合计	7,141,124.40	5,013,065.12	128,540,239.14	105,274,367.42	-18.10%	-68.98%	990,207,136.26

单位：万元

成交金额	上月日均	本月日均	上月累计	本月累计	增减	同比	本年累计
Au99.95	7,702.45	14,416.77	138,644.02	302,752.07	118.37%	57.22%	1,876,351.93
Au99.99	436,151.22	538,450.49	7,850,721.94	11,307,460.27	44.03%	24.68%	63,172,739.44
Au100g	1,210.45	1,264.08	21,788.13	26,545.74	21.84%	-9.68%	141,661.49
Au995	0.00	365.71	0.00	7,680.00	-	-	7,680.00
PGC30g	8.34	14.04	150.21	294.85	96.30%	-42.18%	2,539.77
iAu9999	78,462.16	32,504.42	1,412,318.95	682,592.87	-51.67%	7.65%	5,942,837.99
iAu100g	0.41	0.71	7.36	14.86	101.90%	-96.32%	120.56
iAu995	0.00	88.56	0.00	1,859.75	-	-52.64%	3,671.25
Au(T+D)	1,282,074.02	1,207,171.20	23,077,332.33	25,350,595.27	9.85%	-62.06%	148,671,957.92
mAu(T+D)	227,721.81	235,878.34	4,098,992.52	4,953,445.20	20.85%	-44.27%	31,966,548.89
Au(T+N1)	695.20	580.72	12,513.63	12,195.08	-2.55%	-92.18%	782,689.71
Au(T+N2)	1,496.00	1,125.66	26,927.95	23,638.77	-12.21%	-65.47%	636,945.22
NYAuTN06	3,401.22	7,355.18	61,222.01	154,458.69	152.29%	-23.55%	741,472.87
NYAuTN12	5,166.29	17,496.42	92,993.16	367,424.87	295.11%	-18.40%	697,006.60
询价Au99.95	121,405.47	97,000.99	2,185,298.47	2,037,020.81	-6.79%	-2.47%	23,231,268.46
询价Au99.99	3,511,743.53	3,383,152.80	63,211,383.54	71,046,208.78	12.39%	-23.17%	364,985,910.23
询价iAu99.99	160,774.26	101,427.59	2,893,936.67	2,129,979.29	-26.40%	-83.15%	24,204,906.34
询价OAU99.99	35,250.78	30,488.95	634,514.00	640,268.00	0.91%	8.17%	4,714,071.30
询价LAU99.95	2,506.68	0.00	45,120.24	0.00	-100.00%	-	264,265.94
询价LAU99.99	7,522.20	0.00	135,399.60	0.00	-100.00%	-100.00%	2,148,806.20
上海金SHAU	248,343.67	179,683.70	4,470,186.00	3,773,357.79	-15.59%	4.41%	21,737,378.31
Pt99.95	16,128.59	15,826.87	290,314.65	332,364.21	14.48%	151.79%	1,444,829.19
Ag99.99	565.52	425.66	10,179.35	8,938.80	-12.19%	116.41%	38,509.38
Ag(T+D)	3,913,019.36	2,642,500.60	70,434,348.40	55,492,512.63	-21.21%	-59.63%	522,645,618.52
询价PAg99.99	16,174.24	7,041.99	291,136.34	147,881.76	-49.21%	-96.97%	1,995,901.11
询价OAg99.99	0.00	0.00	0.00	0.00	-	-	0.00
上海银SHAG	30,457.01	27,867.01	548,226.26	585,207.30	6.75%	40.89%	3,269,813.02
黄金合计	6,131,636.15	5,848,466.33	110,369,450.73	122,817,792.95	11.28%	-37.97%	695,930,830.41
白银合计	3,960,216.13	2,677,835.26	71,283,890.36	56,234,540.49	-21.11%	-60.61%	527,949,842.03
铂金合计	16,128.59	15,826.87	290,314.65	332,364.21	14.48%	151.79%	1,444,829.19
合计	10,107,980.87	8,542,128.46	181,943,655.74	179,384,697.65	-1.41%	-47.38%	1,225,325,501.62

黄金总交易量前十名

单位：千克

序号	会员买卖总量前十名			买入量前十名			卖出量前十名		
	会员简称	买卖总量	比重	会员简称	买入量	比重	会员简称	卖出量	比重
1	交通银行	378,381.15	11.72%	交通银行	177,034.83	10.97%	中国银行	241,358.96	14.95%
2	中国银行	330,259.58	10.23%	工商银行	151,833.55	9.40%	交通银行	201,346.32	12.47%
3	工商银行	246,646.28	7.64%	民生银行	89,138.96	5.52%	工商银行	94,812.73	5.87%
4	宁波银行	165,578.23	5.13%	中国银行	88,900.62	5.51%	浦发银行	91,149.78	5.65%
5	平安银行	155,090.92	4.80%	农业银行	83,253.29	5.16%	宁波银行	89,276.09	5.53%
6	浦发银行	142,790.63	4.42%	宁波银行	76,302.14	4.73%	平安银行	80,406.51	4.98%
7	Jump Trading	134,955.00	4.18%	平安银行	74,684.41	4.63%	招商银行	70,516.40	4.37%
8	农业银行	127,255.83	3.94%	Jump Trading	67,490.20	4.18%	Jump Trading	67,464.80	4.18%
9	民生银行	111,515.60	3.45%	兴业银行	61,716.19	3.82%	农业银行	44,002.54	2.73%
10	上海银行	97,394.40	3.02%	上海银行	61,400.89	3.80%	浙商银行	42,115.50	2.61%
	合 计	1,889,867.62	58.53%		931,755.08	57.71%		1,022,449.63	63.33%

会员铂金交易前十名

单位：千克

序号	会员买入量前十名		
	会员简称	买入量	比重
1	工商银行	2,910.00	42.36%
2	山金贵金属	740.00	10.77%
3	上海贺利氏	693.00	10.09%
4	中国银行	454.00	6.61%
5	周大福珠宝	308.00	4.48%
6	建设银行	290.00	4.22%
7	贵研金属	243.00	3.54%
8	深圳翠绿	226.00	3.29%
9	广东明发	210.00	3.06%
10	中国黄金	187.00	2.72%
	合 计	6,261.00	91.15%

会员白银交易前十名

单位：千克

序号	会员买卖总量前十名			买入量前十名			卖出量前十名		
	会员简称	买卖总量	比重	会员简称	买入量	比重	会员简称	卖出量	比重
1	Jump Trading	23,182,456.00	22.72%	Jump Trading	11,591,228.00	22.72%	Jump Trading	11,591,228.00	22.72%
2	工商银行	20,573,042.00	20.16%	工商银行	10,480,508.00	20.54%	工商银行	10,092,534.00	19.78%
3	山金贵金属	6,504,483.00	6.37%	山金贵金属	3,324,452.00	6.52%	山金贵金属	3,180,031.00	6.23%
4	中国银行	4,124,119.00	4.04%	中国银行	2,103,929.00	4.12%	中国银行	2,020,190.00	3.96%
5	招金集团	3,683,150.00	3.61%	招金集团	1,809,903.00	3.55%	招金集团	1,873,247.00	3.67%
6	山东恒邦	3,517,422.00	3.45%	山东恒邦	1,694,895.00	3.32%	山东恒邦	1,822,527.00	3.57%
7	深圳金融	2,963,600.00	2.90%	深圳金融	1,523,057.00	2.99%	浙商银行	1,712,697.00	3.36%
8	浙商银行	2,844,689.00	2.79%	上海仟家信	1,158,345.00	2.27%	深圳金融	1,440,543.00	2.82%
9	上海仟家信	2,323,056.00	2.28%	浙商银行	1,131,992.00	2.22%	上海仟家信	1,164,711.00	2.28%
10	交通银行	2,113,912.00	2.07%	交通银行	1,085,581.00	2.13%	深圳华茂黄金	1,055,761.00	2.07%
	合 计	71,829,929.00	70.40%		35,903,890.00	70.38%		35,953,469.00	70.48%

自营、代理情况表

单位：千克

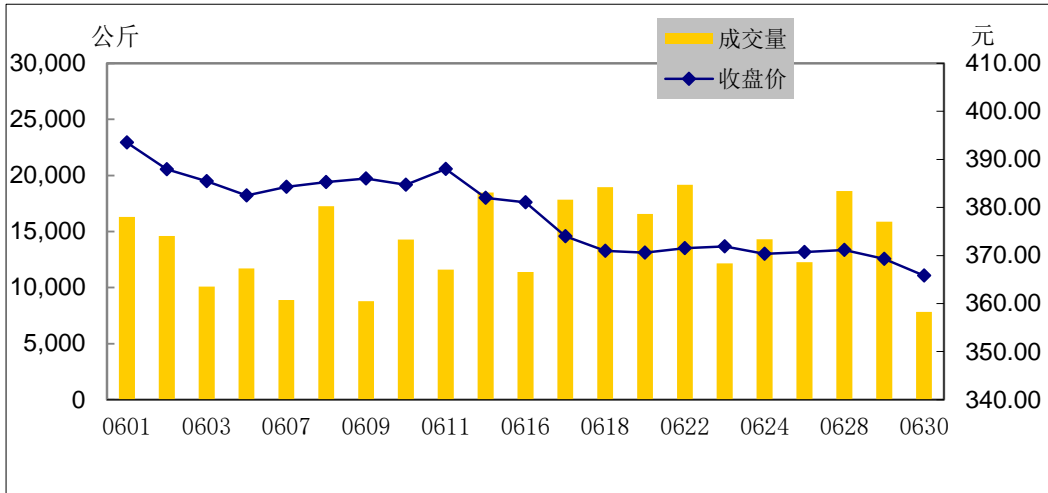
品种	买卖总量	自营量	占总成交量%	代理量	占总成交量%	自营代理比
黄金	3,228,925.42	2,734,933.81	84.70%	493,991.61	15.30%	5.54:1
铂金(买方)	6,869.00	1,481.00	21.56%	5,388.00	78.44%	1:3.64
白银	102,031,704.00	35,230,293.00	34.53%	66,801,411.00	65.47%	1:1.9
合计	105,267,498.42	37,966,707.81	36.07%	67,300,790.61	63.93%	1:1.77

交割情况表

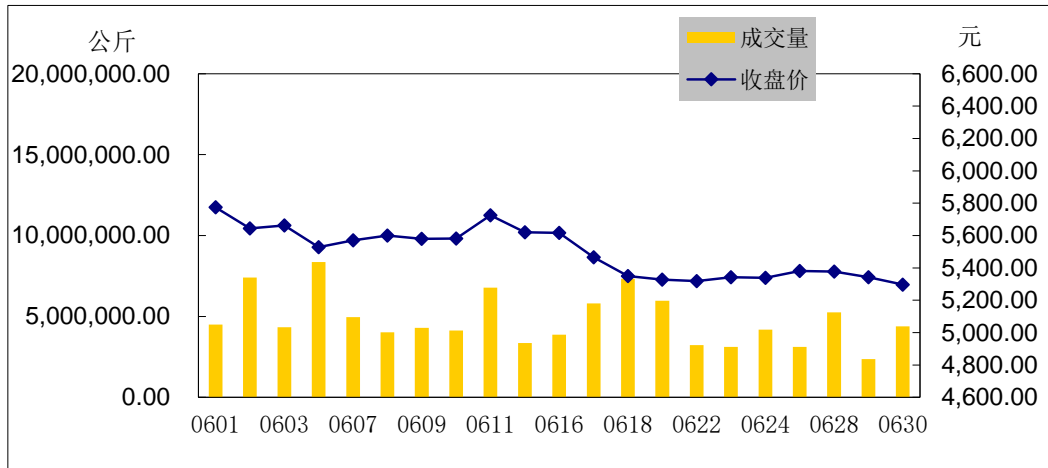
单位：千克

	黄金	白银
本月交割量	693,804.94	3,479,040.00
本月成交量	1,238,854.94	101,763,084.00
本月交割比	56.00%	3.42%
累计交割量	4,107,281.06	22,318,470.00
累计成交量	7,335,689.06	968,094,796.00
累计交割比	55.99%	2.31%
本月出库量	132,803.48	277,455.00
累计出库量	805,894.01	1,511,940.00

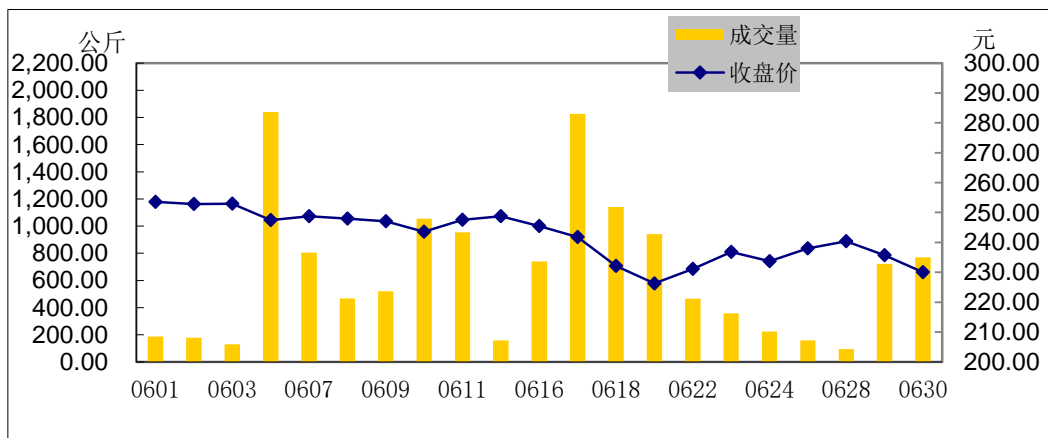
Au99.99量价图



Ag(T+D)量价图



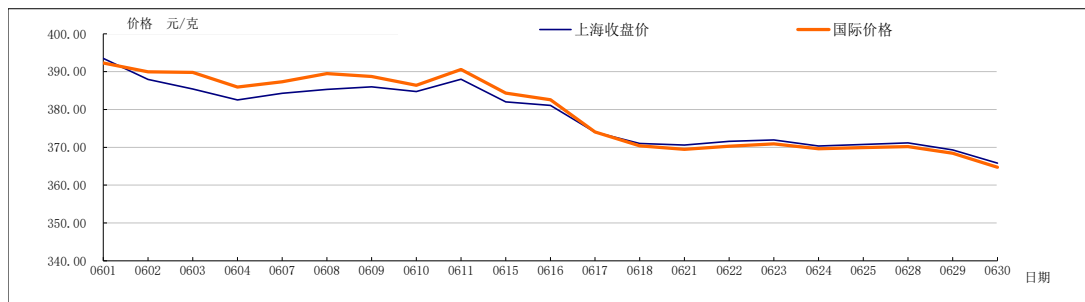
Pt99.95量价图



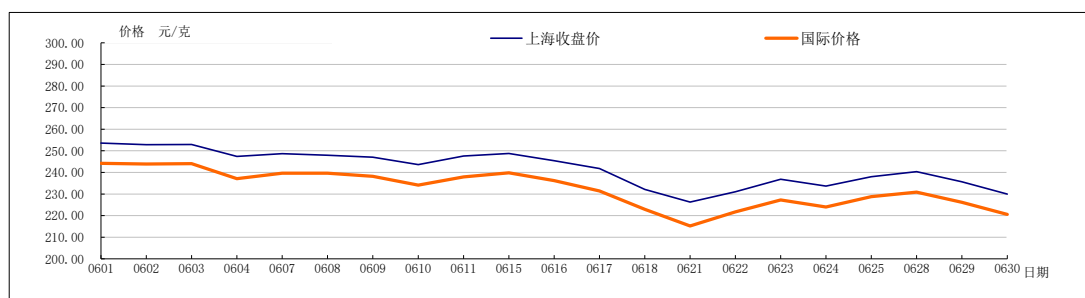
月度行情表

品种	开盘价	收盘价	最高价	最低价	涨跌	加权平均价	成交量(千克)	成交额(万元)
Au99.95	391.60	366.10	393.50	366.00	-25.39	380.28	7,978.00	302,752.07
Au99.99	391.00	365.82	393.80	343.00	-25.28	378.19	296,976.12	11,307,460.27
Au100g	391.05	366.00	394.00	365.89	-26.17	377.18	703.80	26,545.74
Au995	384.00	384.00	384.00	384.00	46.00	384.00	200.00	7,680.00
PGC30g	398.50	372.77	399.22	372.00	-25.21	380.94	7.74	294.85
iAu9999	391.30	366.09	392.40	288.65	-23.88	382.37	18,003.08	682,592.87
iAu100g	371.00	371.50	372.00	371.00	3.50	371.50	0.40	14.86
iAu995	-	-	-	-	-	-	50.00	1,859.75
Au(T+D)	391.49	365.50	393.87	365.17	-25.51	378.56	669,652.00	25,350,595.27
mAu(T+D)	391.00	365.89	393.80	365.30	-25.00	378.39	130,907.40	4,953,445.20
Au(T+N1)	393.60	371.75	394.95	370.00	-18.15	383.00	318.40	12,195.08
Au(T+N2)	395.45	372.00	396.40	368.10	-21.25	381.90	619.00	23,638.77
NYAuTN06	391.15	372.45	394.50	371.75	-18.70	385.50	4,006.80	154,458.69
NYAuTN12	395.25	369.90	396.95	369.40	-24.20	386.75	9,500.20	367,424.87
Pt99.95	252.00	230.00	254.63	224.00	-21.94	241.44	13,738.00	332,364.21
Ag99.99	5,798.00	5,375.00	5,798.00	5,360.00	-289.00	5,487.00	16,290.00	8,938.80
Ag(T+D)	5,686.00	5,297.00	5,829.00	5,236.00	-353.00	5,512.00	100,682,064.00	55,492,512.63

黄金价格比较图



铂金价格比较图



白银价格比较图

