

2021

# 月度市场报告

5

总第二百二十一期



上海黄金交易所  
SHANGHAI GOLD EXCHANGE

## 指标说明

1. 行情中各交易品种成交量、成交金额、持仓量按双边计算
2. 成交总量为买入量和卖出量之和
3. 自营/代理比为会员自营成交量与会员代理交易成交量之比
4. 交割情况表中，交割量与成交量数据均不含询价数据

## 成交量、成交金额表

单位：千克

成交量	上月日均	本月日均	上月累计	本月累计	增减	同比	本年累计
Au99.95	387.71	200.33	8,142.00	3,606.00	-55.71%	-44.28%	41,890.00
Au99.99	13,682.84	11,299.56	287,339.64	203,392.06	-29.22%	-16.34%	1,380,204.14
Au100g	25.65	31.43	538.60	565.80	5.05%	-19.08%	3,056.20
Au995	0.00	0.00	0.00	0.00	-	-	0.00
PGC30g	0.23	0.21	4.74	3.84	-18.99%	-79.94%	59.82
iAu9999	893.79	2,035.97	18,769.60	36,647.52	95.25%	248.07%	139,268.96
iAu100g	0.03	0.01	0.60	0.20	-66.67%	-98.36%	3.00
iAu995	0.00	0.00	0.00	0.00	-	-	50.00
Au(T+D)	25,362.76	33,247.56	532,618.00	598,456.00	12.36%	-60.00%	3,277,102.00
mAu(T+D)	6,117.44	5,915.61	128,466.20	106,481.00	-17.11%	-53.65%	718,579.60
Au(T+N1)	306.90	17.90	6,444.80	322.20	-95.00%	-96.97%	20,417.40
Au(T+N2)	312.95	38.39	6,572.00	691.00	-89.49%	-72.17%	16,015.00
NYAuTN06	65.98	87.92	1,385.60	1,582.60	14.22%	-86.53%	15,384.80
NYAuTN12	72.13	132.31	1,514.80	2,381.60	57.22%	-71.78%	8,653.20
询价Au99.95	3,581.43	3,157.78	75,210.00	56,840.00	-24.42%	-33.55%	552,990.00
询价Au99.99	81,720.65	90,935.51	1,716,133.60	1,636,839.20	-4.62%	-13.07%	7,807,058.40
询价iAu99.99	2,637.85	4,176.23	55,394.84	75,172.12	35.70%	-76.67%	581,320.12
询价0Au99.99	749.62	1,011.11	15,742.00	18,200.00	15.61%	-81.90%	110,402.20
询价LAu99.95	280.48	66.00	5,890.00	1,188.00	-79.83%	-	7,078.00
询价LAu99.99	2,581.90	195.00	54,220.00	3,510.00	-93.53%	-	57,730.00
上海金SHAU	4,960.38	6,422.89	104,168.00	115,612.00	10.99%	78.88%	476,150.00
Pt99.95	438.10	620.00	9,200.00	11,160.00	21.30%	90.83%	44,084.00
Ag99.99	532.86	996.67	11,190.00	17,940.00	60.32%	199.00%	54,150.00
Ag(T+D)	5,456,902.67	6,898,194.33	114,594,956.00	124,167,498.00	8.35%	-59.45%	861,327,352.00
询价PAg99.99	12,348.57	28,673.33	259,320.00	516,120.00	99.03%	-78.71%	3,343,560.00
询价OAg99.99	0.00	0.00	0.00	0.00	-	-	0.00
上海银SHAG	48,985.71	53,668.33	1,028,700.00	966,030.00	-6.09%	40.95%	4,950,210.00
黄金合计	143,740.72	158,971.73	3,018,555.02	2,861,491.14	-5.20%	-36.07%	15,213,412.84
白银合计	5,518,769.81	6,981,532.67	115,894,166.00	125,667,588.00	8.43%	-59.37%	869,675,272.00
铂金合计	438.10	620.00	9,200.00	11,160.00	21.30%	90.83%	44,084.00
合计	5,662,948.62	7,141,124.40	118,921,921.02	128,540,239.14	8.09%	-59.04%	884,932,768.84

单位：万元

成交金额	上月日均	本月日均	上月累计	本月累计	增减	同比	本年累计
Au99.95	14,348.80	7,702.45	301,324.87	138,644.02	-53.99%	-44.87%	1,573,599.86
Au99.99	508,529.44	436,151.22	10,679,118.27	7,850,721.94	-26.49%	-11.02%	51,865,279.17
Au100g	951.57	1,210.45	19,983.01	21,788.13	9.03%	-20.06%	115,115.75
Au995	0.00	0.00	0.00	0.00	-	-	0.00
PGC30g	8.47	8.34	177.87	150.21	-15.55%	-80.13%	2,244.92
iAu9999	33,098.10	78,462.16	695,060.20	1,412,318.95	103.19%	240.90%	5,260,245.13
iAu100g	1.04	0.41	21.84	7.36	-66.30%	-98.07%	105.70
iAu995	0.00	0.00	0.00	0.00	-	-	1,811.50
Au(T+D)	937,815.03	1,282,074.02	19,694,115.61	23,077,332.33	17.18%	-60.36%	123,321,362.65
mAu(T+D)	226,304.23	227,721.81	4,752,388.73	4,098,992.52	-13.75%	-54.07%	27,013,103.68
Au(T+N1)	11,411.62	695.20	239,644.12	12,513.63	-94.78%	-96.96%	770,494.63
Au(T+N2)	11,753.27	1,496.00	246,818.70	26,927.95	-89.09%	-72.36%	613,306.45
NYAuTN06	2,438.52	3,401.22	51,208.99	61,222.01	19.55%	-86.80%	587,014.19
NYAuTN12	2,696.46	5,166.29	56,625.62	92,993.16	64.22%	-72.17%	329,581.73
询价Au99.95	132,728.85	121,405.47	2,787,305.85	2,185,298.47	-21.60%	-34.26%	21,194,247.65
询价Au99.99	3,034,243.04	3,511,743.53	63,719,103.94	63,211,383.54	-0.80%	-13.19%	293,939,701.45
询价iAu99.99	97,707.85	160,774.26	2,051,864.88	2,893,936.67	41.04%	-77.15%	22,074,927.05
询价OAU99.99	25,627.41	35,250.78	538,175.60	634,514.00	17.90%	-83.81%	4,073,803.30
询价LAU99.95	10,435.51	2,506.68	219,145.70	45,120.24	-79.41%	-	264,265.94
询价LAU99.99	95,876.50	7,522.20	2,013,406.60	135,399.60	-93.28%	-	2,148,806.20
上海金SHAU	183,720.46	248,343.67	3,858,129.71	4,470,186.00	15.86%	77.33%	17,964,020.52
Pt99.95	11,388.29	16,128.59	239,154.09	290,314.65	21.39%	160.30%	1,112,464.97
Ag99.99	286.02	565.52	6,006.38	10,179.35	69.48%	354.14%	29,570.58
Ag(T+D)	2,895,449.49	3,913,019.36	60,804,439.20	70,434,348.40	15.84%	-43.45%	467,153,105.89
询价PAg99.99	6,553.61	16,174.24	137,625.79	291,136.34	111.54%	-69.55%	1,848,019.35
询价OAg99.99	0.00	0.00	0.00	0.00	-	-	0.00
上海银SHAG	26,014.55	30,457.01	546,305.48	548,226.26	0.35%	96.29%	2,684,605.72
黄金合计	5,329,696.19	6,131,636.15	111,923,620.09	110,369,450.73	-1.39%	-36.28%	573,113,037.46
白银合计	2,928,303.66	3,960,216.13	61,494,376.85	71,283,890.36	15.92%	-43.33%	471,715,301.54
铂金合计	11,388.29	16,128.59	239,154.09	290,314.65	21.39%	160.30%	1,112,464.97
合计	8,269,388.14	10,107,980.87	173,657,151.03	181,943,655.74	4.77%	-39.17%	1,045,940,803.98

### 黄金总交易量前十名

单位：千克

序号	会员买卖总量前十名			买入量前十名			卖出量前十名		
	会员简称	买卖总量	比重	会员简称	买入量	比重	会员简称	卖出量	比重
1	中国银行	322,298.81	11.26%	兴业银行	153,392.56	10.72%	中国银行	273,185.06	19.09%
2	工商银行	235,379.33	8.23%	工商银行	146,247.32	10.22%	交通银行	127,004.56	8.88%
3	交通银行	209,474.95	7.32%	平安银行	106,919.22	7.47%	工商银行	89,132.01	6.23%
4	平安银行	182,182.88	6.37%	农业银行	102,006.44	7.13%	平安银行	75,263.66	5.26%
5	兴业银行	170,215.39	5.95%	交通银行	82,470.39	5.76%	浦发银行	72,066.91	5.04%
6	农业银行	131,852.36	4.61%	民生银行	80,938.68	5.66%	招商银行	70,333.47	4.92%
7	浦发银行	130,856.21	4.57%	宁波银行	62,387.95	4.36%	Jump Trading	52,941.20	3.70%
8	宁波银行	112,257.96	3.92%	浦发银行	58,789.30	4.11%	宁波银行	49,870.01	3.49%
9	民生银行	107,894.49	3.77%	Jump Trading	52,949.60	3.70%	浙商银行	31,621.50	2.21%
10	Jump Trading	105,890.80	3.70%	中国银行	49,113.75	3.43%	农业银行	29,845.92	2.09%
	合计	1,708,303.18	59.70%		895,215.21	62.57%		871,264.30	60.90%

### 会员铂金交易前十名

单位：千克

序号	会员买入量前十名		
	会员简称	买入量	比重
1	上海贺利氏	1,374.00	24.62%
2	工商银行	1,357.00	24.32%
3	建设银行	724.00	12.97%
4	贵研金属	529.00	9.48%
5	中国银行	386.00	6.92%
6	周大福珠宝	351.00	6.29%
7	深圳翠绿	224.00	4.01%
8	山金贵金属	177.00	3.17%
9	中国黄金	114.00	2.04%
10	中博世金	79.00	1.42%
	合计	5,315.00	95.25%

### 会员白银交易前十名

单位：千克

序号	会员买卖总量前十名			买入量前十名			卖出量前十名		
	会员简称	买卖总量	比重	会员简称	买入量	比重	会员简称	卖出量	比重
1	Jump Trading	31,809,755.00	25.31%	Jump Trading	15,905,058.00	25.31%	Jump Trading	15,904,697.00	25.31%
2	工商银行	24,717,033.00	19.67%	工商银行	12,240,925.00	19.48%	工商银行	12,476,108.00	19.86%
3	山金贵金属	8,580,976.00	6.83%	山金贵金属	4,207,261.00	6.70%	山金贵金属	4,373,715.00	6.96%
4	中国银行	4,700,386.00	3.74%	中国银行	2,275,050.00	3.62%	中国银行	2,425,336.00	3.86%
5	上海仟家信	4,197,561.00	3.34%	上海仟家信	2,105,325.00	3.35%	上海仟家信	2,092,236.00	3.33%
6	招金集团	3,880,696.00	3.09%	浙商银行	2,081,853.00	3.31%	招金集团	1,991,273.00	3.17%
7	浙商银行	3,737,099.00	2.97%	招金集团	1,889,423.00	3.01%	山东恒邦	1,836,965.00	2.92%
8	山东恒邦	3,699,074.00	2.94%	山东恒邦	1,862,109.00	2.96%	深圳金融	1,834,107.00	2.92%
9	深圳金融	3,633,990.00	2.89%	深圳金融	1,799,883.00	2.86%	浙商银行	1,655,246.00	2.63%
10	华西黄金	2,232,663.00	1.78%	华西黄金	1,112,856.00	1.77%	交通银行	1,122,685.00	1.79%
	合计	91,189,233.00	72.56%		45,479,743.00	72.38%		45,712,368.00	72.75%

### 自营、代理情况表

单位：千克

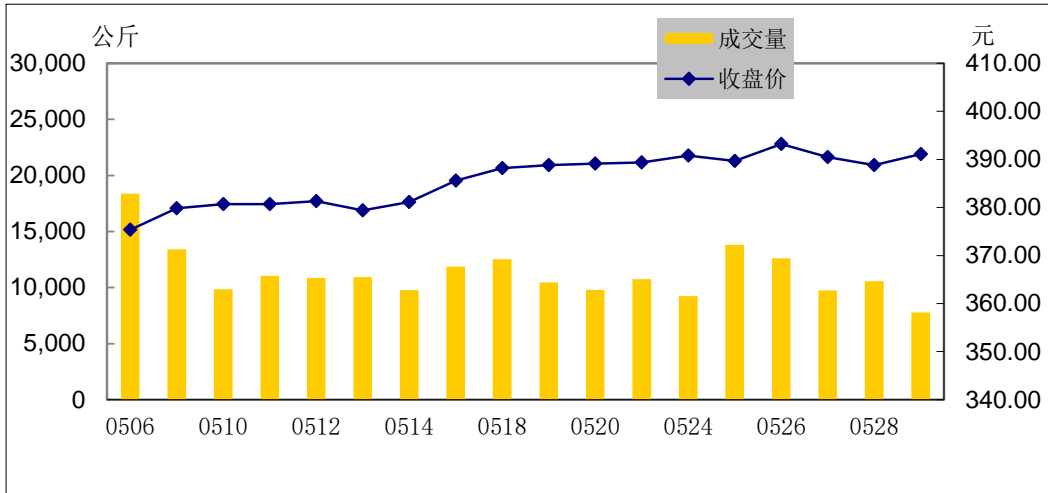
品种	买卖总量	自营量	占总成交量%	代理量	占总成交量%	自营代理比
黄金	2,861,491.14	2,458,375.69	85.91%	403,115.45	14.09%	6.1:1
铂金(买方)	5,580.00	2,096.00	37.56%	3,484.00	62.44%	1:1.66
白银	125,667,588.00	45,442,250.00	36.16%	80,225,338.00	63.84%	1:1.77
合计	128,534,659.14	47,902,721.69	37.27%	80,631,937.45	62.73%	1:1.68

### 交割情况表

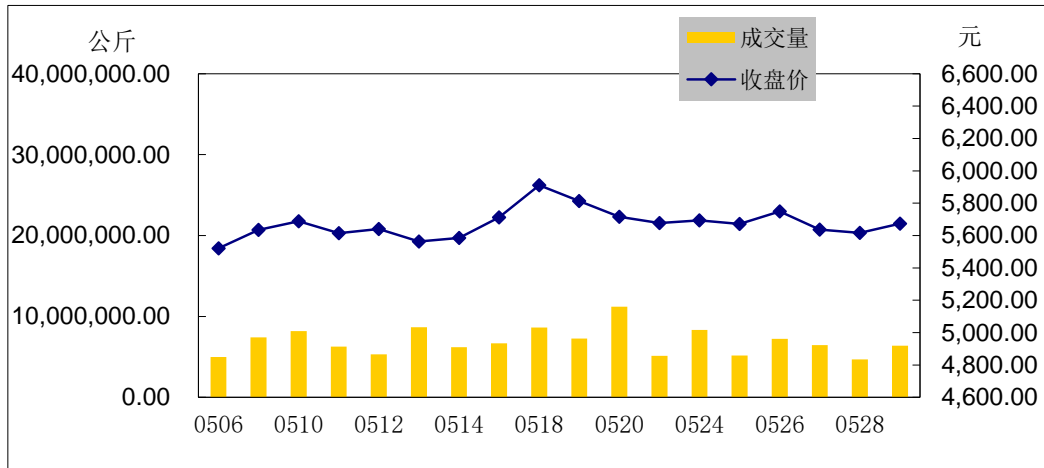
单位：千克

	黄金	白银
本月交割量	620,130.42	3,198,210.00
本月成交量	1,069,741.82	125,151,468.00
本月交割比	57.97%	2.56%
累计交割量	3,413,476.12	18,839,430.00
累计成交量	6,096,834.12	866,331,712.00
累计交割比	55.99%	2.17%
本月出库量	105,061.70	179,580.00
累计出库量	673,090.53	1,234,485.00

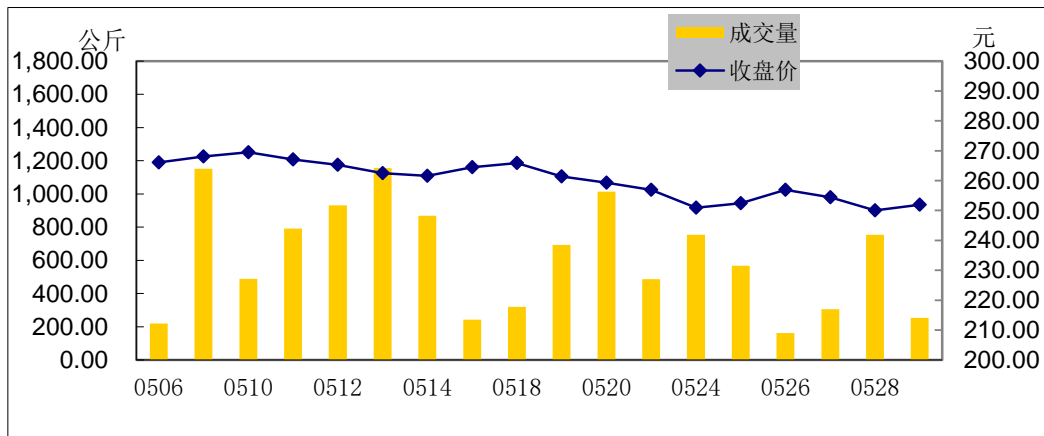
Au99.99量价图



Ag(T+D)量价图



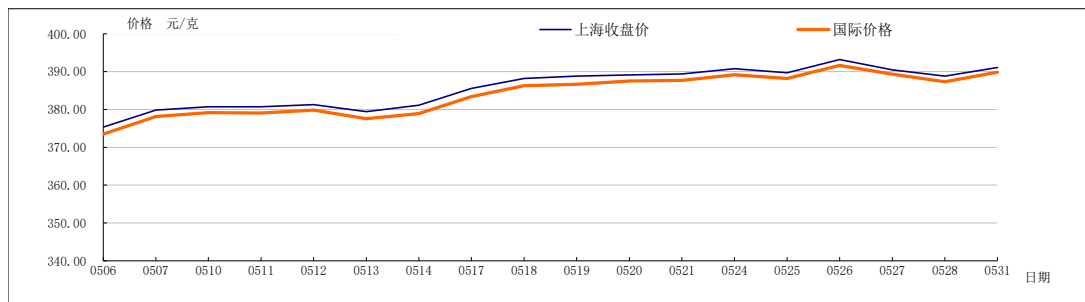
Pt99.95量价图



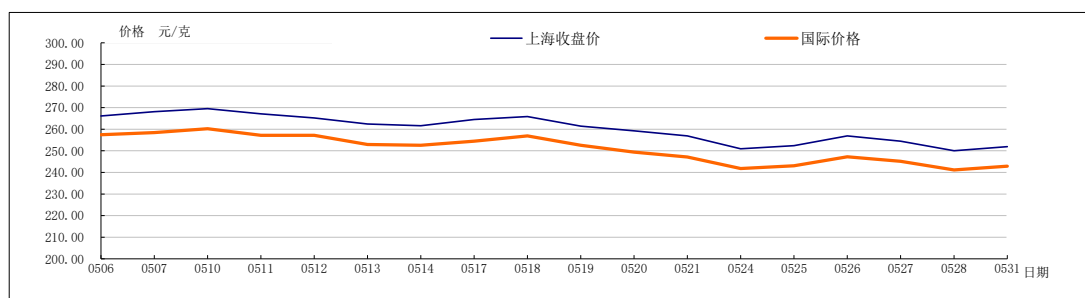
### 月度行情表

品种	开盘价	收盘价	最高价	最低价	涨跌	加权平均价	成交量(千克)	成交额(万元)
Au99.95	374.00	391.49	393.40	374.00	21.12	384.48	3,606.00	138,644.02
Au99.99	373.00	391.10	394.60	373.00	20.13	385.18	203,392.06	7,850,721.94
Au100g	373.85	392.17	394.50	373.85	20.58	385.09	565.80	21,788.13
Au995	-	-	-	-	-	-	-	-
PGC30g	380.00	397.98	400.00	380.00	22.23	391.16	3.84	150.21
iAu9999	371.50	389.97	392.50	371.50	21.44	382.76	36,647.52	1,412,318.95
iAu100g	368.00	368.00	368.00	368.00	-	368.00	0.20	7.36
iAu995	-	-	-	-	-	-	-	-
Au(T+D)	373.56	390.99	394.40	372.71	21.17	385.61	598,456.00	23,077,332.33
mAu(T+D)	372.80	391.09	394.45	372.80	21.27	384.95	106,481.00	4,098,992.52
Au(T+N1)	375.00	390.70	395.00	372.30	20.65	388.40	322.20	12,513.63
Au(T+N2)	375.50	393.35	399.80	375.50	21.20	389.70	691.00	26,927.95
NYAuTN06	371.50	390.65	410.10	371.50	21.85	386.85	1,582.60	61,222.01
NYAuTN12	378.15	394.80	397.60	378.00	21.30	390.45	2,381.60	92,993.16
Pt99.95	263.28	251.94	271.50	249.37	-8.75	260.13	11,160.00	290,314.65
Ag99.99	5,653.00	5,664.00	5,938.00	5,650.00	207.00	5,674.00	17,940.00	10,179.35
Ag(T+D)	5,414.00	5,673.00	5,962.00	5,380.00	321.00	5,673.00	124,167,498.00	70,434,348.40

### 黄金价格比较图



### 铂金价格比较图



### 白银价格比较图

