

2021

月度市场报告

2

总第二百一十八期



上海黄金交易所
SHANGHAI GOLD EXCHANGE

指标说明

1. 行情中各交易品种成交量、成交金额、持仓量按双边计算
2. 成交总量为买入量和卖出量之和
3. 自营/代理比为会员自营成交量与会员代理交易成交量之比
4. 交割情况表中，交割量与成交量数据均不含询价数据

成交量、成交金额表

单位：千克

成交量	上月日均	本月日均	上月累计	本月累计	增减	同比	本年累计
Au99.95	619.80	469.60	12,396.00	7,044.00	-43.18%	132.32%	19,440.00
Au99.99	14,575.46	14,920.48	291,509.22	223,807.20	-23.22%	54.30%	515,316.42
Au100g	30.83	39.00	616.60	585.00	-5.12%	-28.73%	1,201.60
Au995	0.00	0.00	0.00	0.00	-	-100.00%	0.00
PGC30g	0.36	0.55	7.20	8.22	14.17%	-57.98%	15.42
iAu9999	1,645.60	1,465.24	32,911.92	21,978.60	-33.22%	-17.96%	54,890.52
iAu100g	0.09	0.00	1.80	0.00	-100.00%	-100.00%	1.80
iAu995	0.00	0.00	0.00	0.00	-	-	0.00
Au(T+D)	36,436.90	38,728.27	728,738.00	580,924.00	-20.28%	-58.55%	1,309,662.00
mAu(T+D)	8,348.82	8,419.67	166,976.40	126,295.00	-24.36%	-49.33%	293,271.40
Au(T+N1)	412.68	65.67	8,253.60	985.00	-88.07%	-59.66%	9,238.60
Au(T+N2)	208.36	153.65	4,167.20	2,304.80	-44.69%	140.89%	6,472.00
NYAuTN06	299.10	192.29	5,982.00	2,884.40	-51.78%	-54.26%	8,866.40
NYAuTN12	55.20	73.29	1,104.00	1,099.40	-0.42%	-59.29%	2,203.40
询价Au99.95	12,780.00	5,466.67	255,600.00	82,000.00	-67.92%	279.63%	337,600.00
询价Au99.99	60,552.90	72,630.69	1,211,058.00	1,089,460.40	-10.04%	-37.41%	2,300,518.40
询价iAu99.99	9,759.95	5,618.15	195,199.04	84,272.18	-56.83%	-85.88%	279,471.22
询价0Au99.99	2,530.00	320.00	50,600.00	4,800.00	-90.51%	-83.72%	55,400.00
询价LAu99.95	0.00	0.00	0.00	0.00	-	-100.00%	0.00
询价LAu99.99	0.00	0.00	0.00	0.00	-	-100.00%	0.00
上海金SHAU	4,621.90	4,070.40	92,438.00	61,056.00	-33.95%	11.81%	153,494.00
Pt99.95	442.90	356.00	8,858.00	5,340.00	-39.72%	21.97%	14,198.00
Ag99.99	574.50	264.00	11,490.00	3,960.00	-65.54%	300.00%	15,450.00
Ag(T+D)	13,307,312.90	11,307,316.93	266,146,258.00	169,609,754.00	-36.27%	7.57%	435,756,012.00
询价PAg99.99	7,872.00	109,224.00	157,440.00	1,638,360.00	940.63%	523.28%	1,795,800.00
询价OAg99.99	0.00	0.00	0.00	0.00	-	-	0.00
上海银SHAG	53,286.00	50,708.00	1,065,720.00	760,620.00	-28.63%	23.46%	1,826,340.00
黄金合计	152,877.95	152,633.61	3,057,558.98	2,289,504.20	-25.12%	-46.83%	5,347,063.18
白银合计	13,369,045.40	11,467,512.93	267,380,908.00	172,012,694.00	-35.67%	8.49%	439,393,602.00
铂金合计	442.90	356.00	8,858.00	5,340.00	-39.72%	21.97%	14,198.00
合计	13,522,366.25	11,620,502.55	270,447,324.98	174,307,538.20	-35.55%	7.02%	444,754,863.18

单位：万元

成交金额	上月日均	本月日均	上月累计	本月累计	增减	同比	本年累计
Au99.95	24,012.13	17,681.78	480,242.57	265,226.72	-44.77%	142.73%	745,469.30
Au99.99	562,540.90	562,943.17	11,250,818.10	8,444,147.59	-24.95%	65.59%	19,694,965.69
Au100g	1,202.56	1,472.92	24,051.27	22,093.76	-8.14%	-25.93%	46,145.02
Au995	0.00	0.00	0.00	0.00	-	-100.00%	0.00
PGC30g	14.07	20.88	281.47	313.18	11.27%	-57.03%	594.65
iAu9999	64,357.26	54,527.10	1,287,145.23	817,906.44	-36.46%	-16.82%	2,105,051.67
iAu100g	3.11	0.00	62.10	0.00	-100.00%	-100.00%	62.10
iAu995	0.00	0.00	0.00	0.00	-	-	0.00
Au(T+D)	1,417,640.55	1,463,404.51	28,352,810.92	21,951,067.60	-22.58%	-56.92%	50,303,878.52
mAu(T+D)	324,736.32	318,162.04	6,494,726.42	4,772,430.53	-26.52%	-47.49%	11,267,156.95
Au(T+N1)	16,025.93	2,503.61	320,518.62	37,554.14	-88.28%	-57.89%	358,072.76
Au(T+N2)	8,257.29	6,028.57	165,145.73	90,428.57	-45.24%	150.91%	255,574.30
NYAuTN06	11,839.67	7,286.78	236,793.39	109,301.74	-53.84%	-52.41%	346,095.13
NYAuTN12	2,194.96	2,819.47	43,899.21	42,292.06	-3.66%	-57.38%	86,191.27
询价Au99.95	505,235.83	206,213.55	10,104,716.56	3,093,203.30	-69.39%	296.48%	13,197,919.86
询价Au99.99	2,363,221.64	2,754,757.32	47,264,432.77	41,321,359.86	-12.57%	-34.17%	88,585,792.63
询价iAu99.99	385,706.92	215,641.89	7,714,138.41	3,234,628.37	-58.07%	-84.99%	10,948,766.78
询价OAU99.99	103,728.84	10,190.40	2,074,576.80	152,856.00	-92.63%	-85.28%	2,227,432.80
询价LAu99.95	0.00	0.00	0.00	0.00	-	-100.00%	0.00
询价LAu99.99	0.00	0.00	0.00	0.00	-	-100.00%	0.00
上海金SHAU	180,083.54	153,723.72	3,601,670.79	2,305,855.80	-35.98%	17.77%	5,907,526.59
Pt99.95	10,240.39	9,130.69	204,807.87	136,960.29	-33.13%	42.72%	341,768.16
Ag99.99	302.91	150.37	6,058.17	2,255.59	-62.77%	429.67%	8,313.76
Ag(T+D)	7,097,929.23	6,343,856.38	141,958,584.63	95,157,845.73	-32.97%	39.17%	237,116,430.37
询价PAg99.99	4,255.26	61,436.50	85,105.21	921,547.46	982.83%	702.41%	1,006,652.66
询价OAg99.99	0.00	0.00	0.00	0.00	-	-	0.00
上海银SHAG	28,462.28	28,274.52	569,245.63	424,117.77	-25.49%	59.49%	993,363.40
黄金合计	5,970,801.52	5,777,377.71	119,416,030.36	86,660,665.65	-27.43%	-44.34%	206,076,696.01
白银合计	7,130,949.68	6,433,717.77	142,618,993.64	96,505,766.55	-32.33%	40.36%	239,124,760.19
铂金合计	10,240.39	9,130.69	204,807.87	136,960.29	-33.13%	42.72%	341,768.16
合计	13,111,991.59	12,220,226.17	262,239,831.87	183,303,392.50	-30.10%	-18.37%	445,543,224.36

黄金总交易量前十名

单位：千克

序号	会员买卖总量前十名			买入量前十名			卖出量前十名		
	会员简称	买卖总量	比重	会员简称	买入量	比重	会员简称	卖出量	比重
1	工商银行	232,362.48	10.15%	工商银行	130,877.42	11.43%	工商银行	101,485.06	8.87%
2	交通银行	196,027.44	8.56%	交通银行	107,318.28	9.37%	交通银行	88,709.16	7.75%
3	平安银行	140,045.50	6.12%	浦发银行	67,996.63	5.94%	平安银行	73,656.28	6.43%
4	浦发银行	137,356.79	6.00%	中国银行	66,503.71	5.81%	浦发银行	69,360.16	6.06%
5	中国银行	134,926.27	5.89%	平安银行	66,389.22	5.80%	中国银行	68,422.56	5.98%
6	Jump Trading	132,043.60	5.77%	Jump Trading	66,019.30	5.77%	Jump Trading	66,024.30	5.77%
7	浙商银行	115,052.02	5.03%	浙商银行	58,970.01	5.15%	浙商银行	56,082.01	4.90%
8	民生银行	91,727.63	4.01%	建设银行	48,725.41	4.26%	民生银行	52,627.77	4.60%
9	宁波银行	77,468.87	3.38%	民生银行	39,099.86	3.42%	宁波银行	48,186.77	4.21%
10	农业银行	76,474.97	3.34%	上海银行	38,204.28	3.34%	农业银行	39,567.63	3.46%
	合计	1,333,485.57	58.24%		690,104.12	60.28%		664,121.70	58.01%

会员铂金交易前十名

单位：千克

序号	会员买入量前十名		
	会员简称	买入量	比重
1	工商银行	1,298.00	48.61%
2	贵研金属	464.00	17.38%
3	上海贺利氏	388.00	14.53%
4	老凤祥	150.00	5.62%
5	广东粤宝	60.00	2.25%
6	中国银行	55.00	2.06%
7	深圳翠绿	50.00	1.87%
8	中国黄金	48.00	1.80%
9	北京菜百	30.00	1.12%
10	有研亿金	26.00	0.97%
	合计	2,569.00	96.22%

会员白银交易前十名

单位：千克

序号	会员买卖总量前十名			买入量前十名			卖出量前十名		
	会员简称	买卖总量	比重	会员简称	买入量	比重	会员简称	卖出量	比重
1	Jump Trading	47,212,151.00	27.45%	Jump Trading	23,605,531.00	27.45%	Jump Trading	23,606,620.00	27.45%
2	工商银行	30,388,031.00	17.67%	工商银行	15,347,322.00	17.84%	工商银行	15,040,709.00	17.49%
3	浦发银行	13,107,381.00	7.62%	浦发银行	6,547,293.00	7.61%	浦发银行	6,560,088.00	7.63%
4	平安银行	7,289,905.00	4.24%	平安银行	3,682,036.00	4.28%	平安银行	3,607,869.00	4.19%
5	上海仟家信	6,366,655.00	3.70%	上海仟家信	3,152,219.00	3.67%	山金贵金属	3,263,950.00	3.80%
6	山金贵金属	6,297,491.00	3.66%	山金贵金属	3,033,541.00	3.53%	上海仟家信	3,214,436.00	3.74%
7	中国银行	5,107,461.00	2.97%	中国银行	2,586,739.00	3.01%	中国银行	2,520,722.00	2.93%
8	招金集团	4,954,609.00	2.88%	招金集团	2,443,819.00	2.84%	招金集团	2,510,790.00	2.92%
9	山东恒邦	3,754,916.00	2.18%	山东恒邦	1,838,338.00	2.14%	山东恒邦	1,916,578.00	2.23%
10	深圳金融	3,271,983.00	1.90%	深圳金融	1,648,113.00	1.92%	深圳金融	1,623,870.00	1.89%
	合计	127,750,583.00	74.27%		63,884,951.00	74.28%		63,865,632.00	74.26%

自营、代理情况表

单位：千克

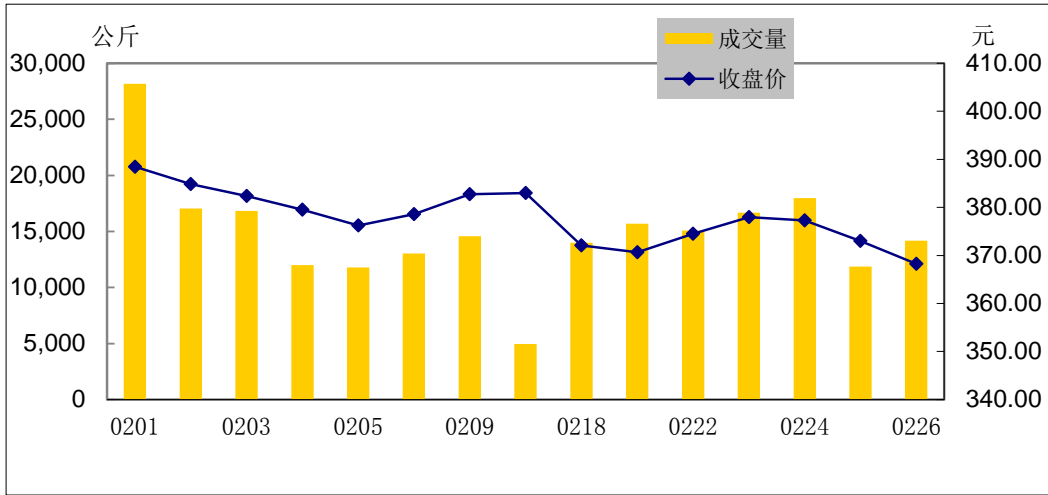
品种	买卖总量	自营量	占总成交量%	代理量	占总成交量%	自营代理比
黄金	2,289,504.20	1,892,599.51	82.66%	396,904.69	17.34%	4.77:1
铂金(买方)	2,670.00	1,080.00	40.45%	1,590.00	59.55%	1:1.47
白银	172,012,694.00	60,970,224.00	35.45%	111,042,470.00	64.55%	1:1.82
合计	174,304,868.20	62,863,903.51	36.07%	111,440,964.69	63.93%	1:1.77

交割情况表

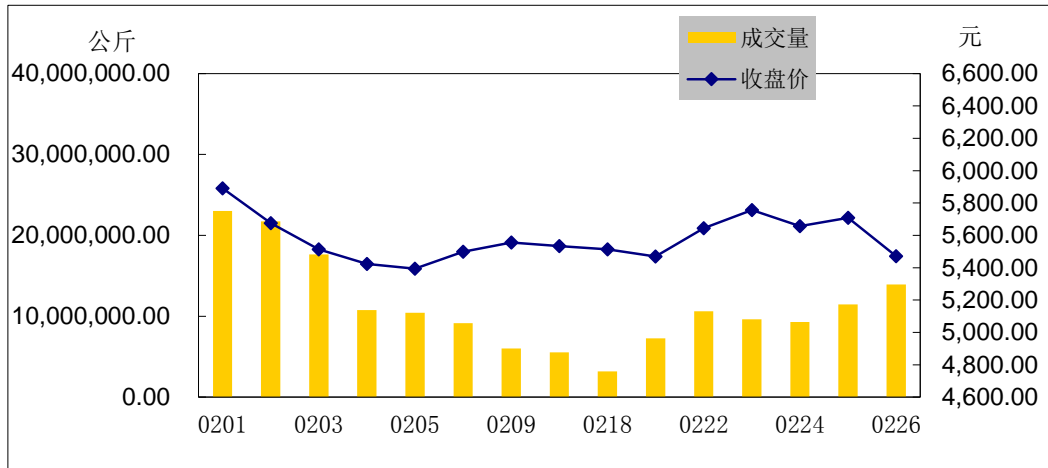
单位：千克

	黄金	白银
本月交割量	522,295.02	2,659,050.00
本月成交量	1,028,971.62	170,374,334.00
本月交割比	50.76%	1.56%
累计交割量	1,293,695.36	7,507,590.00
累计成交量	2,374,073.56	437,597,802.00
累计交割比	54.49%	1.72%
本月出库量	92,392.32	78,885.00
累计出库量	251,881.25	251,880.00

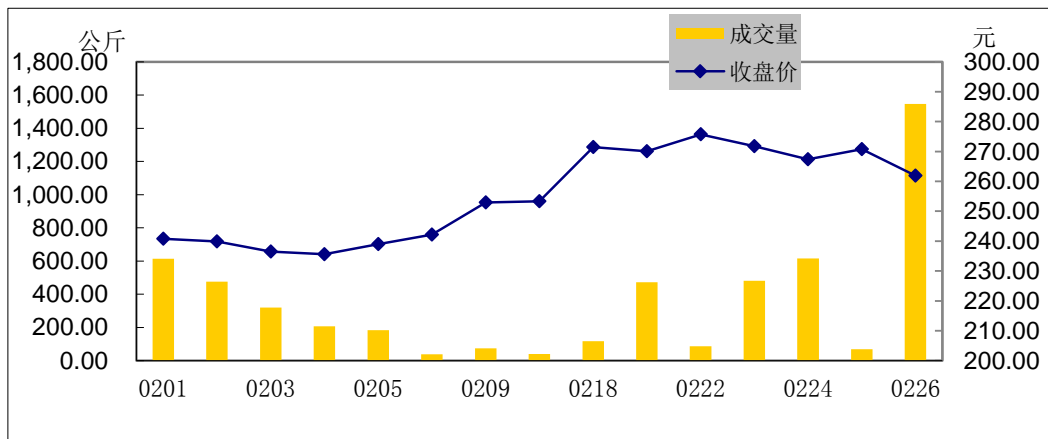
Au99.99量价图



Ag(T+D)量价图



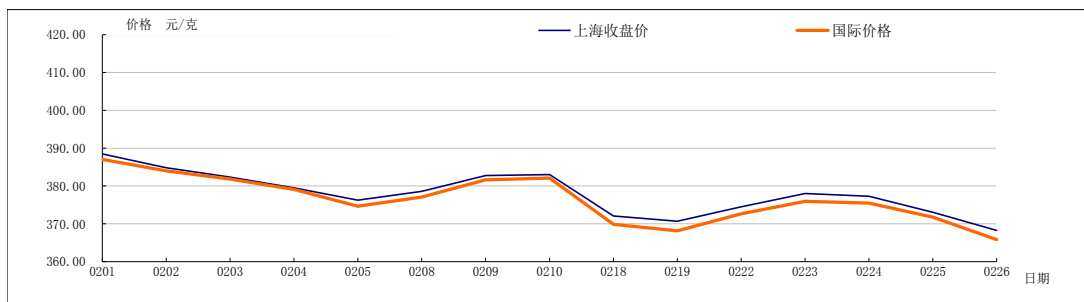
Pt99.95量价图



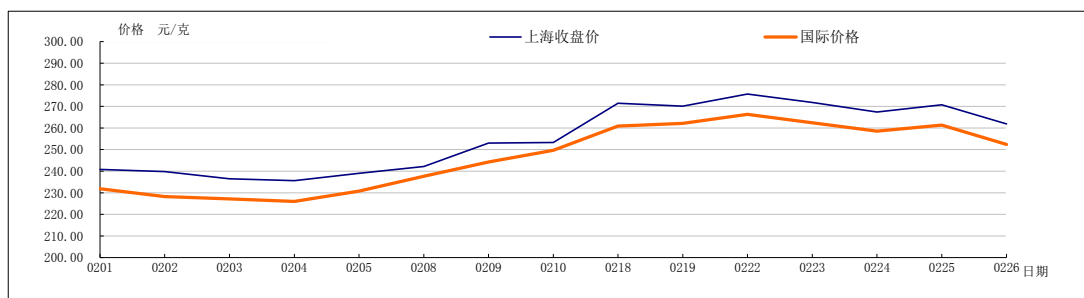
月度行情表

品种	开盘价	收盘价	最高价	最低价	涨跌	加权平均价	成交量(千克)	成交额(万元)
Au99.95	384.01	367.77	389.10	348.98	-16.49	376.76	7,044.00	265,226.72
Au99.99	385.45	368.26	389.90	367.10	-16.24	377.72	223,807.20	8,444,147.59
Au100g	387.29	368.81	390.49	368.00	-16.34	377.67	585.00	22,093.76
Au995	-	-	-	-	-	-	-	-
PGC30g	390.00	373.21	394.30	372.89	-15.83	381.00	8.22	313.18
iAu9999	384.27	364.65	388.00	360.00	-16.28	374.71	21,978.60	817,906.44
iAu100g	-	-	-	-	-	-	-	-
iAu995	-	-	-	-	-	-	-	-
Au(T+D)	386.70	367.54	390.20	366.90	-17.16	377.86	580,924.00	21,951,067.60
mAu(T+D)	386.90	367.69	390.10	367.31	-16.89	377.88	126,295.00	4,772,430.53
Au(T+N1)	389.95	371.25	393.75	370.20	-16.40	381.25	985.00	37,554.14
Au(T+N2)	393.35	374.55	395.95	345.00	-16.10	392.35	2,304.80	90,428.57
NYAuTN06	389.55	367.95	392.25	367.85	-21.10	378.95	2,884.40	109,301.74
NYAuTN12	395.25	373.95	397.05	373.80	-19.75	384.70	1,099.40	42,292.06
Pt99.95	236.09	261.88	277.89	233.44	29.59	257.54	5,340.00	136,960.29
Ag99.99	5,512.00	5,785.00	5,785.00	5,430.00	394.00	5,695.00	3,960.00	2,255.59
Ag(T+D)	5,573.00	5,472.00	6,024.00	5,303.00	132.00	5,610.00	169,609,754.00	95,157,845.73

黄金价格比较图



铂金价格比较图



白银价格比较图

