

2021

月度市场报告

1

总第二百一十七期



上海黄金交易所
SHANGHAI GOLD EXCHANGE

指标说明

1. 行情中各交易品种成交量、成交金额、持仓量按双边计算
2. 成交总量为买入量和卖出量之和
3. 自营/代理比为会员自营成交量与会员代理交易成交量之比
4. 交割情况表中，交割量与成交量数据均不含询价数据

成交量、成交金额表

单位：千克

成交量	上月日均	本月日均	上月累计	本月累计	增减	同比	本年累计
Au99.95	498.96	619.80	11,476.00	12,396.00	8.02%	54.45%	12,396.00
Au99.99	15,358.70	14,575.46	353,250.14	291,509.22	-17.48%	1.22%	291,509.22
Au100g	27.63	30.83	635.40	616.60	-2.96%	-7.14%	616.60
Au995	0.00	0.00	0.00	0.00	-	-100.00%	0.00
PGC30g	0.46	0.36	10.62	7.20	-32.20%	-57.30%	7.20
iAu9999	504.63	1,645.60	11,606.50	32,911.92	183.56%	79.62%	32,911.92
iAu100g	0.06	0.09	1.40	1.80	28.57%	-30.77%	1.80
iAu995	0.00	0.00	0.00	0.00	-	-	0.00
Au(T+D)	35,712.17	36,436.90	821,380.00	728,738.00	-11.28%	-29.97%	728,738.00
mAu(T+D)	7,064.49	8,348.82	162,483.20	166,976.40	2.77%	-3.46%	166,976.40
Au(T+N1)	209.21	412.68	4,811.80	8,253.60	71.53%	5.46%	8,253.60
Au(T+N2)	11.76	208.36	270.40	4,167.20	1441.12%	49.09%	4,167.20
NYAuTN06	198.71	299.10	4,570.40	5,982.00	30.89%	-28.02%	5,982.00
NYAuTN12	131.57	55.20	3,026.00	1,104.00	-63.52%	-76.59%	1,104.00
询价Au99.95	21,925.22	12,780.00	504,280.00	255,600.00	-49.31%	300.00%	255,600.00
询价Au99.99	57,056.77	60,552.90	1,312,305.80	1,211,058.00	-7.72%	-24.97%	1,211,058.00
询价iAu99.99	3,157.04	9,759.95	72,612.00	195,199.04	168.82%	-64.68%	195,199.04
询价0Au99.99	838.26	2,530.00	19,280.00	50,600.00	162.45%	364.22%	50,600.00
询价LAu99.95	0.00	0.00	0.00	0.00	-	-100.00%	0.00
询价LAu99.99	1,043.48	0.00	24,000.00	0.00	-100.00%	-100.00%	0.00
上海金SHAU	4,773.65	4,621.90	109,794.00	92,438.00	-15.81%	13.08%	92,438.00
Pt99.95	281.57	442.90	6,476.00	8,858.00	36.78%	238.87%	8,858.00
Ag99.99	2,512.17	574.50	57,780.00	11,490.00	-80.11%	-33.97%	11,490.00
Ag(T+D)	15,730,104.96	13,307,312.90	361,792,414.00	266,146,258.00	-26.44%	73.22%	266,146,258.00
询价PAg99.99	48,913.04	7,872.00	1,125,000.00	157,440.00	-86.01%	-89.98%	157,440.00
询价OAg99.99	0.00	0.00	0.00	0.00	-	-	0.00
上海银SHAG	49,060.43	53,286.00	1,128,390.00	1,065,720.00	-5.55%	88.90%	1,065,720.00
黄金合计	148,512.77	152,877.95	3,415,793.66	3,057,558.98	-10.49%	-21.79%	3,057,558.98
白银合计	15,830,590.61	13,369,045.40	364,103,584.00	267,380,908.00	-26.56%	71.62%	267,380,908.00
铂金合计	281.57	442.90	6,476.00	8,858.00	36.78%	238.87%	8,858.00
合计	15,979,384.94	13,522,366.25	367,525,853.66	270,447,324.98	-26.41%	69.34%	270,447,324.98

单位：万元

成交金额	上月日均	本月日均	上月累计	本月累计	增减	同比	本年累计
Au99.95	19,285.60	24,012.13	443,568.72	480,242.57	8.27%	71.98%	480,242.57
Au99.99	585,923.27	562,540.90	13,476,235.12	11,250,818.10	-16.51%	14.80%	11,250,818.10
Au100g	1,066.56	1,202.56	24,530.86	24,051.27	-1.96%	3.69%	24,051.27
Au995	0.00	0.00	0.00	0.00	-	-100.00%	0.00
PGC30g	18.15	14.07	417.49	281.47	-32.58%	-53.04%	281.47
iAu9999	19,630.24	64,357.26	451,495.58	1,287,145.23	185.08%	102.85%	1,287,145.23
iAu100g	2.29	3.11	52.77	62.10	17.67%	-22.76%	62.10
iAu995	0.00	0.00	0.00	0.00	-	-	0.00
Au(T+D)	1,377,664.50	1,417,640.55	31,686,283.50	28,352,810.92	-10.52%	-21.80%	28,352,810.92
mAu(T+D)	272,797.07	324,736.32	6,274,332.72	6,494,726.42	3.51%	7.81%	6,494,726.42
Au(T+N1)	8,177.93	16,025.93	188,092.42	320,518.62	70.40%	16.33%	320,518.62
Au(T+N2)	445.71	8,257.29	10,251.30	165,145.73	1510.97%	67.60%	165,145.73
NYAuTN06	7,845.75	11,839.67	180,452.30	236,793.39	31.22%	-18.86%	236,793.39
NYAuTN12	5,126.21	2,194.96	117,902.93	43,899.21	-62.77%	-73.72%	43,899.21
询价Au99.95	845,708.28	505,235.83	19,451,290.41	10,104,716.56	-48.05%	353.13%	10,104,716.56
询价Au99.99	2,206,696.54	2,363,221.64	50,754,020.45	47,264,432.77	-6.88%	-15.38%	47,264,432.77
询价iAu99.99	123,050.19	385,706.92	2,830,154.35	7,714,138.41	172.57%	-59.71%	7,714,138.41
询价OAU99.99	31,312.07	103,728.84	720,177.60	2,074,576.80	188.06%	445.47%	2,074,576.80
询价LAu99.95	0.00	0.00	0.00	0.00	-	-100.00%	0.00
询价LAu99.99	39,756.52	0.00	914,400.00	0.00	-100.00%	-100.00%	0.00
上海金SHAU	184,479.78	180,083.54	4,243,035.04	3,601,670.79	-15.12%	27.22%	3,601,670.79
Pt99.95	6,224.88	10,240.39	143,172.19	204,807.87	43.05%	248.93%	204,807.87
Ag99.99	1,291.07	302.91	29,694.54	6,058.17	-79.60%	-19.63%	6,058.17
Ag(T+D)	8,145,762.16	7,097,929.23	187,352,529.63	141,958,584.63	-24.23%	113.73%	141,958,584.63
询价PAg99.99	25,927.49	4,255.26	596,332.30	85,105.21	-85.73%	-87.44%	85,105.21
询价OAg99.99	0.00	0.00	0.00	0.00	-	-	0.00
上海银SHAG	25,489.56	28,462.28	586,259.90	569,245.63	-2.90%	134.37%	569,245.63
黄金合计	5,728,986.68	5,970,801.52	131,766,693.55	119,416,030.36	-9.37%	-11.84%	119,416,030.36
白银合计	8,198,470.28	7,130,949.68	188,564,816.36	142,618,993.64	-24.37%	111.77%	142,618,993.64
铂金合计	6,224.88	10,240.39	143,172.19	204,807.87	43.05%	248.93%	204,807.87
合计	13,933,681.83	13,111,991.59	320,474,682.10	262,239,831.87	-18.17%	29.27%	262,239,831.87

黄金总交易量前十名

单位：千克

序号	会员买卖总量前十名			买入量前十名			卖出量前十名		
	会员简称	买卖总量	比重	会员简称	买入量	比重	会员简称	卖出量	比重
1	工商银行	282,846.13	9.25%	工商银行	170,815.22	11.17%	平安银行	149,172.65	9.76%
2	平安银行	262,948.43	8.60%	中国银行	137,565.16	9.00%	浦发银行	140,569.97	9.19%
3	浦发银行	226,768.61	7.42%	建设银行	125,994.72	8.24%	工商银行	112,030.91	7.33%
4	中国银行	210,723.91	6.89%	平安银行	113,775.78	7.44%	宁波银行	105,806.47	6.92%
5	宁波银行	171,782.11	5.62%	农业银行	86,288.56	5.64%	Jump Trading	74,507.30	4.87%
6	Jump Trading	149,002.50	4.87%	浦发银行	86,198.64	5.64%	中国银行	73,158.75	4.79%
7	建设银行	137,781.33	4.51%	Jump Trading	74,495.20	4.87%	浙商银行	56,391.40	3.69%
8	农业银行	136,697.79	4.47%	宁波银行	65,975.64	4.32%	农业银行	50,409.23	3.30%
9	上海银行	104,194.34	3.41%	上海银行	59,720.11	3.91%	中行自贸区	49,165.42	3.22%
10	浙商银行	79,418.60	2.60%	交通银行	34,732.23	2.27%	广发银行	46,835.83	3.06%
	合计	1,762,163.75	57.63%		955,561.26	62.50%		858,047.93	56.13%

会员铂金交易前十名

单位：千克

序号	会员买入量前十名		
	会员简称	买入量	比重
1	上海贺利氏	1,301.00	29.37%
2	工商银行	946.00	21.36%
3	贵研金属	678.00	15.31%
4	中国银行	296.00	6.68%
5	周大福珠宝	233.00	5.26%
6	广东粤宝	225.00	5.08%
7	深圳翠绿	189.00	4.27%
8	中国黄金	133.00	3.00%
9	中博世金	114.00	2.57%
10	有研亿金	89.00	2.01%
	合计	4,204.00	94.92%

会员白银交易前十名

单位：千克

序号	会员买卖总量前十名			买入量前十名			卖出量前十名		
	会员简称	买卖总量	比重	会员简称	买入量	比重	会员简称	卖出量	比重
1	Jump Trading	67,145,980.00	25.11%	Jump Trading	33,573,836.00	25.11%	Jump Trading	33,572,144.00	25.11%
2	工商银行	48,752,085.00	18.23%	工商银行	24,194,064.00	18.10%	工商银行	24,558,021.00	18.37%
3	浦发银行	30,529,262.00	11.42%	浦发银行	15,197,624.00	11.37%	浦发银行	15,331,638.00	11.47%
4	平安银行	16,698,294.00	6.25%	平安银行	8,191,768.00	6.13%	平安银行	8,506,526.00	6.36%
5	上海仟家信	11,120,820.00	4.16%	上海仟家信	5,586,381.00	4.18%	上海仟家信	5,534,439.00	4.14%
6	山金贵金属	9,948,496.00	3.72%	山金贵金属	5,071,983.00	3.79%	山金贵金属	4,876,513.00	3.65%
7	山东恒邦	6,818,427.00	2.55%	山东恒邦	3,439,039.00	2.57%	山东恒邦	3,379,388.00	2.53%
8	中国银行	6,492,400.00	2.43%	中国银行	3,189,565.00	2.39%	中国银行	3,302,835.00	2.47%
9	招金集团	6,105,915.00	2.28%	招金集团	3,048,738.00	2.28%	招金集团	3,057,177.00	2.29%
10	深圳金融	4,511,387.00	1.69%	深圳金融	2,245,648.00	1.68%	深圳金融	2,265,739.00	1.69%
	合计	208,123,066.00	77.84%		103,738,646.00	77.60%		104,384,420.00	78.08%

自营、代理情况表

单位：千克

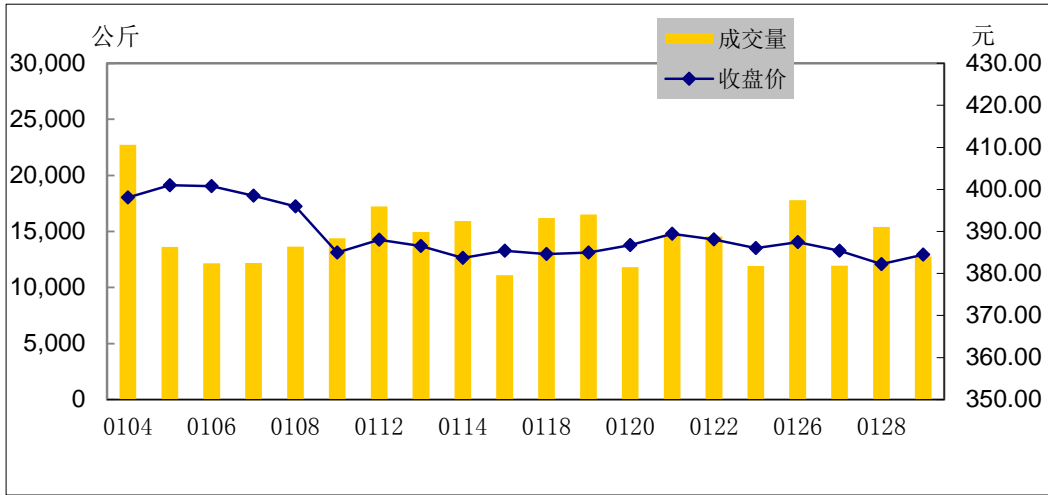
品种	买卖总量	自营量	占总成交量%	代理量	占总成交量%	自营代理比
黄金	3,057,558.98	2,523,105.38	82.52%	534,453.60	17.48%	4.72:1
铂金(买方)	4,429.00	2,304.00	52.02%	2,125.00	47.98%	1.08:1
白银	267,380,908.00	83,788,950.00	31.34%	183,591,958.00	68.66%	1:2.19
合计	270,442,895.98	86,314,359.38	31.92%	184,128,536.60	68.08%	1:2.13

交割情况表

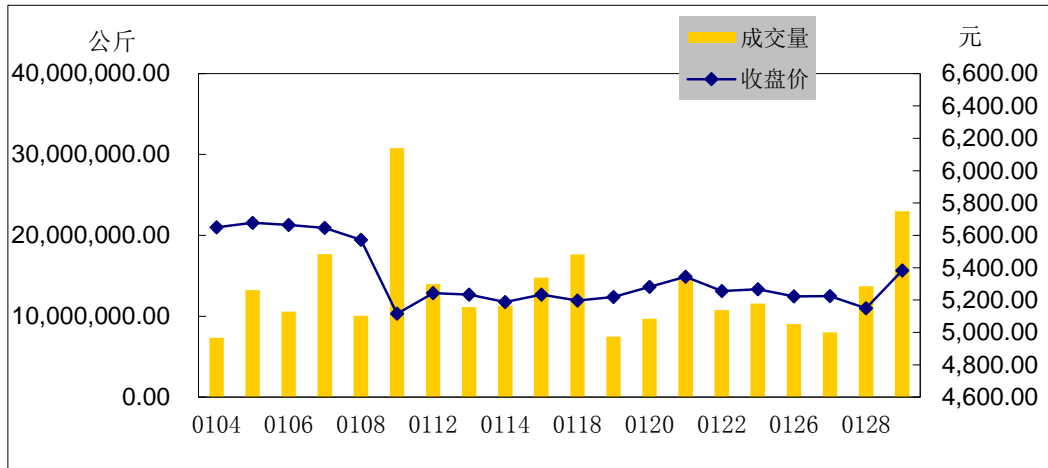
单位：千克

	黄金	白银
本月交割量	771,400.34	4,848,540.00
本月成交量	1,345,101.94	267,223,468.00
本月交割比	57.35%	1.81%
累计交割量	771,400.34	4,848,540.00
累计成交量	1,345,101.94	267,223,468.00
累计交割比	57.35%	1.81%
本月出库量	159,488.93	172,995.00
累计出库量	159,488.93	172,995.00

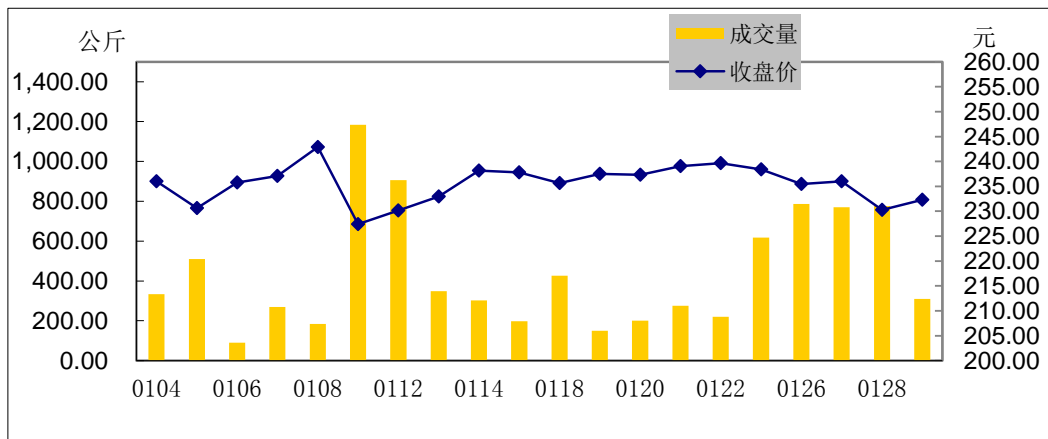
Au99.99量价图



Ag(T+D)量价图



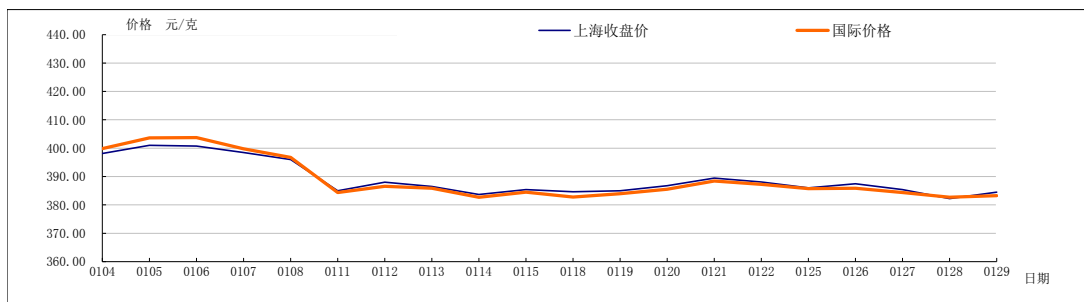
Pt99.95量价图



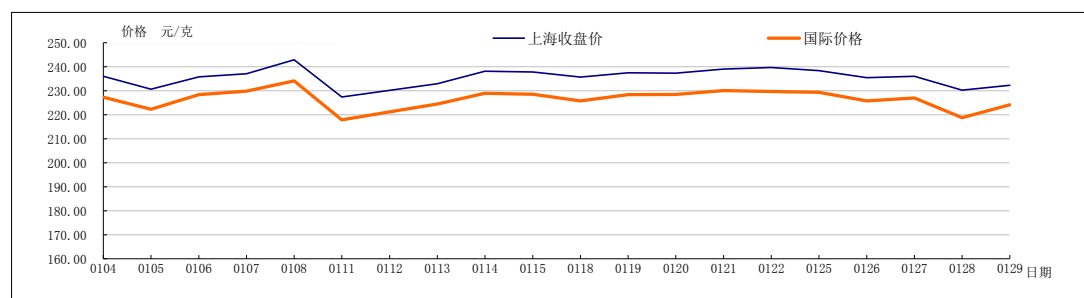
月度行情表

品种	开盘价	收盘价	最高价	最低价	涨跌	加权平均价	成交量(千克)	成交额(万元)
Au99.95	396.30	384.26	404.50	369.00	-8.15	388.51	12,396.00	480,242.57
Au99.99	397.48	384.50	402.48	379.00	-5.50	389.01	291,509.22	11,250,818.10
Au100g	398.00	385.15	403.99	309.01	-9.31	390.06	616.60	24,051.27
Au995	-	-	-	-	-	-	-	-
PGC30g	403.13	389.04	406.15	386.16	-8.91	390.93	7.20	281.47
iAu9999	403.60	380.93	403.60	379.51	-13.92	384.11	32,911.92	1,287,145.23
iAu100g	360.00	320.00	385.00	320.00	-69.79	345.00	1.80	62.10
iAu995	-	-	-	-	-	-	-	-
Au(T+D)	396.30	384.25	402.29	377.32	-7.93	389.07	728,738.00	28,352,810.92
mAu(T+D)	395.95	384.43	403.46	378.32	-7.94	388.96	166,976.40	6,494,726.42
Au(T+N1)	399.00	387.55	406.60	382.00	-8.45	388.35	8,253.60	320,518.62
Au(T+N2)	403.65	390.40	409.00	384.00	-11.40	396.30	4,167.20	165,145.73
NYAuTN06	405.00	388.20	408.85	382.50	-11.85	395.85	5,982.00	236,793.39
NYAuTN12	409.75	393.30	413.85	388.65	-12.15	397.65	1,104.00	43,899.21
Pt99.95	234.79	232.29	243.20	220.00	-0.29	233.81	8,858.00	204,807.87
Ag99.99	5,695.00	5,391.00	5,695.00	5,134.00	-139.00	5,272.00	11,490.00	6,058.17
Ag(T+D)	5,610.00	5,383.00	5,728.00	5,019.00	-136.00	5,333.00	266,146,258.00	141,958,584.63

黄金价格比较图



铂金价格比较图



白银价格比较图

