

2020

月度市场报告

10

总第二百一十四期



上海黄金交易所
SHANGHAI GOLD EXCHANGE

指标说明

1. 行情中各交易品种成交量、成交金额、持仓量按双边计算
2. 成交总量为买入量和卖出量之和
3. 自营/代理比为会员自营成交量与会员代理交易成交量之比
4. 交割情况表中，交割量与成交量数据均不含询价数据

成交量、成交金额表

单位：千克

成交量	上月日均	本月日均	上月累计	本月累计	增减	同比	本年累计
Au99.95	366.18	426.63	8,056.00	6,826.00	-15.27%	-45.20%	61,414.00
Au99.99	13,512.23	12,562.47	297,269.08	200,999.46	-32.38%	-9.11%	2,602,504.16
Au100g	40.35	28.24	887.80	451.80	-49.11%	12.05%	9,330.40
Au995	0.00	0.00	0.00	0.00	-	-	500.00
PGC30g	1.18	0.37	25.98	5.88	-77.37%	-77.78%	263.70
iAu9999	0.21	12.63	4.52	202.02	4369.47%	-98.50%	148,075.78
iAu100g	0.05	0.49	1.20	7.80	550.00%	550.00%	59.60
iAu995	0.00	0.00	0.00	0.00	-	-	100.00
Au(T+D)	55,897.45	39,141.13	1,229,744.00	626,258.00	-49.07%	-45.71%	17,977,338.00
mAu(T+D)	8,553.35	5,746.13	188,173.60	91,938.00	-51.14%	-39.53%	2,800,663.60
Au(T+N1)	78.72	156.15	1,731.80	2,498.40	44.27%	-40.86%	43,206.60
Au(T+N2)	43.81	132.45	963.80	2,119.20	119.88%	-95.14%	19,012.20
NYAuTN06	115.15	230.13	2,533.20	3,682.00	45.35%	33.29%	88,884.40
NYAuTN12	246.15	660.10	5,415.20	10,561.60	95.04%	171.73%	97,852.00
询价Au99.95	2,672.73	11,126.25	58,800.00	178,020.00	202.76%	128.82%	1,430,024.00
询价Au99.99	84,619.74	65,348.56	1,861,634.20	1,045,577.00	-43.84%	-42.34%	21,904,686.40
询价iAu99.99	4,703.91	4,067.85	103,486.00	65,085.54	-37.11%	-82.94%	3,368,468.16
询价0Au99.99	555.28	0.00	12,216.20	0.00	-100.00%	-100.00%	365,522.60
询价LAu99.95	0.00	0.00	0.00	0.00	-	-100.00%	49,472.00
询价LAu99.99	0.00	0.00	0.00	0.00	-	-100.00%	37,728.00
上海金SHAU	5,017.73	4,445.25	110,390.00	71,124.00	-35.57%	-18.95%	774,770.00
Pt99.95	423.36	372.88	9,314.00	5,966.00	-35.95%	50.73%	73,482.00
Ag99.99	1,962.27	2,246.25	43,170.00	35,940.00	-16.75%	-19.65%	252,240.00
Ag(T+D)	21,704,782.09	16,055,321.75	477,505,206.00	256,885,148.00	-46.20%	44.34%	3,471,927,642.00
询价PAg99.99	17,877.27	17,325.00	393,300.00	277,200.00	-29.52%	-88.02%	22,316,220.00
询价OAg99.99	0.00	0.00	0.00	0.00	-	-100.00%	0.00
上海银SHAG	55,823.18	54,208.13	1,228,110.00	867,330.00	-29.38%	84.77%	8,201,850.00
黄金合计	176,424.21	144,084.79	3,881,332.58	2,305,356.70	-40.60%	-44.60%	51,779,875.60
白银合计	21,780,444.82	16,129,101.13	479,169,786.00	258,065,618.00	-46.14%	42.69%	3,502,697,952.00
铂金合计	423.36	372.88	9,314.00	5,966.00	-35.95%	50.73%	73,482.00
合计	21,957,292.39	16,273,558.79	483,060,432.58	260,376,940.70	-46.10%	40.72%	3,554,551,309.60

单位：万元

成交金额	上月日均	本月日均	上月累计	本月累计	增减	同比	本年累计
Au99.95	14,934.87	17,189.38	328,567.04	275,030.01	-16.29%	-35.31%	2,370,514.98
Au99.99	549,239.52	496,519.09	12,083,269.49	7,944,305.48	-34.25%	8.18%	97,154,285.10
Au100g	1,661.54	1,138.82	36,553.82	18,221.13	-50.15%	31.91%	363,087.59
Au995	0.00	0.00	0.00	0.00	-	-	17,677.00
PGC30g	48.99	14.97	1,077.70	239.54	-77.77%	-73.92%	10,218.69
iAu9999	8.49	514.03	186.87	8,224.45	4301.25%	-98.20%	5,430,827.13
iAu100g	1.83	18.21	40.32	291.32	622.51%	730.05%	1,927.03
iAu995	0.00	0.00	0.00	0.00	-	-	3,926.90
Au(T+D)	2,297,538.30	1,575,576.78	50,545,842.50	25,209,228.48	-50.13%	-36.06%	692,382,162.30
mAu(T+D)	350,951.80	231,486.93	7,720,939.54	3,703,790.91	-52.03%	-28.77%	106,750,155.57
Au(T+N1)	3,306.74	6,408.15	72,748.29	102,530.46	40.94%	-30.02%	1,633,029.05
Au(T+N2)	1,801.98	5,337.11	39,643.59	85,393.78	115.40%	-94.28%	736,630.93
NYAuTN06	4,896.46	9,571.28	107,722.06	153,140.54	42.16%	61.16%	3,430,601.25
NYAuTN12	10,485.31	27,146.06	230,676.92	434,336.88	88.29%	227.90%	3,948,976.32
询价Au99.95	110,176.97	448,501.10	2,423,893.43	7,176,017.57	196.05%	169.16%	56,678,131.85
询价Au99.99	3,495,111.05	2,646,217.74	76,892,443.09	42,339,483.85	-44.94%	-31.46%	842,377,986.58
询价iAu99.99	198,780.13	166,218.22	4,373,162.93	2,659,491.50	-39.19%	-79.58%	125,799,770.79
询价OAU99.99	23,165.56	0.00	509,642.33	0.00	-100.00%	-100.00%	13,841,942.75
询价LAU99.95	0.00	0.00	0.00	0.00	-	-100.00%	2,228,129.12
询价LAU99.99	0.00	0.00	0.00	0.00	-	-100.00%	1,336,625.84
上海金SHAU	206,345.62	179,066.17	4,539,603.60	2,865,058.70	-36.89%	-4.60%	30,286,260.34
Pt99.95	8,711.95	7,354.46	191,662.89	117,671.40	-38.61%	41.09%	1,417,632.62
Ag99.99	1,118.97	1,140.72	24,617.43	18,251.56	-25.86%	-6.58%	114,301.15
Ag(T+D)	12,101,025.58	8,224,631.68	266,222,562.83	131,594,106.87	-50.57%	71.45%	1,697,772,279.26
询价PAg99.99	10,190.68	8,873.73	224,194.95	141,979.76	-36.67%	-85.73%	9,450,725.63
询价OAg99.99	0.00	0.00	0.00	0.00	-	-100.00%	0.00
上海银SHAG	31,152.60	27,869.13	685,357.11	445,906.15	-34.94%	120.78%	3,902,007.70
黄金合计	7,268,455.16	5,810,924.04	159,906,013.53	92,974,784.62	-41.86%	-34.39%	1,986,782,867.11
白银合计	12,143,487.83	8,262,515.27	267,156,732.33	132,200,244.34	-50.52%	69.50%	1,711,239,313.74
铂金合计	8,711.95	7,354.46	191,662.89	117,671.40	-38.61%	41.09%	1,417,632.62
合计	19,420,654.94	14,080,793.77	427,254,408.75	225,292,700.36	-47.27%	2.51%	3,699,439,813.47

黄金总交易量前十名

单位：千克

序号	会员买卖总量前十名			买入量前十名			卖出量前十名		
	会员简称	买卖总量	比重	会员简称	买入量	比重	会员简称	卖出量	比重
1	浦发银行	240,565.75	10.44%	工商银行	152,239.30	13.21%	浦发银行	145,835.00	12.65%
2	工商银行	206,154.67	8.94%	浦发银行	94,730.75	8.22%	宁波银行	77,950.11	6.76%
3	中国银行	125,719.57	5.45%	中国银行	70,693.43	6.13%	招商银行	67,549.20	5.86%
4	宁波银行	119,535.43	5.19%	平安银行	58,924.73	5.11%	平安银行	60,435.86	5.24%
5	平安银行	119,360.59	5.18%	北京银行	58,765.51	5.10%	北京银行	58,971.28	5.12%
6	北京银行	117,736.79	5.11%	Jump Trading	55,433.00	4.81%	Jump Trading	55,464.40	4.81%
7	Jump Trading	110,897.40	4.81%	农业银行	53,779.83	4.67%	中国银行	55,026.14	4.77%
8	农业银行	100,397.38	4.35%	宁波银行	41,585.32	3.61%	工商银行	53,915.37	4.68%
9	招商银行	82,764.02	3.59%	上海银行	40,086.69	3.48%	农业银行	46,617.55	4.04%
10	上海银行	75,830.79	3.29%	中信银行	35,241.59	3.06%	民生银行	36,549.55	3.17%
	合计	1,298,962.39	56.35%		661,480.15	57.39%		658,314.46	57.11%

会员铂金交易前十名

单位：千克

序号	会员买入量前十名		
	会员简称	买入量	比重
1	上海贺利氏	840.00	28.16%
2	工商银行	546.00	18.30%
3	中国银行	300.00	10.06%
4	周大福珠宝	277.00	9.29%
5	金创黄金	198.00	6.64%
6	深圳宝福	160.00	5.36%
7	深圳翠绿	95.00	3.18%
8	广东粤宝	91.00	3.05%
9	有研亿金	86.00	2.88%
10	中国黄金	75.00	2.51%
	合计	2,668.00	89.44%

会员白银交易前十名

单位：千克

序号	会员买卖总量前十名			买入量前十名			卖出量前十名		
	会员简称	买卖总量	比重	会员简称	买入量	比重	会员简称	卖出量	比重
1	Jump Trading	67,082,951.00	25.99%	Jump Trading	33,541,864.00	25.99%	Jump Trading	33,541,087.00	25.99%
2	浦发银行	43,237,877.00	16.75%	浦发银行	21,484,158.00	16.65%	浦发银行	21,753,719.00	16.86%
3	工商银行	42,770,444.00	16.57%	工商银行	21,410,520.00	16.59%	工商银行	21,359,924.00	16.55%
4	平安银行	18,760,000.00	7.27%	平安银行	9,503,405.00	7.37%	平安银行	9,256,595.00	7.17%
5	上海仟家信	9,151,071.00	3.55%	上海仟家信	4,575,888.00	3.55%	上海仟家信	4,575,183.00	3.55%
6	金创黄金	7,916,818.00	3.07%	金创黄金	4,097,802.00	3.18%	招金集团	3,880,016.00	3.01%
7	招金集团	7,813,674.00	3.03%	招金集团	3,933,658.00	3.05%	湖北众联	3,866,952.00	3.00%
8	湖北众联	7,733,154.00	3.00%	湖北众联	3,866,202.00	3.00%	金创黄金	3,819,016.00	2.96%
9	中国银行	6,235,871.00	2.42%	中国银行	3,146,995.00	2.44%	中国银行	3,088,876.00	2.39%
10	山东恒邦	6,190,260.00	2.40%	山东恒邦	3,124,949.00	2.42%	山东恒邦	3,065,311.00	2.38%
	合计	216,892,120.00	84.05%		108,685,441.00	84.23%		108,206,679.00	83.86%

自营、代理情况表

单位：千克

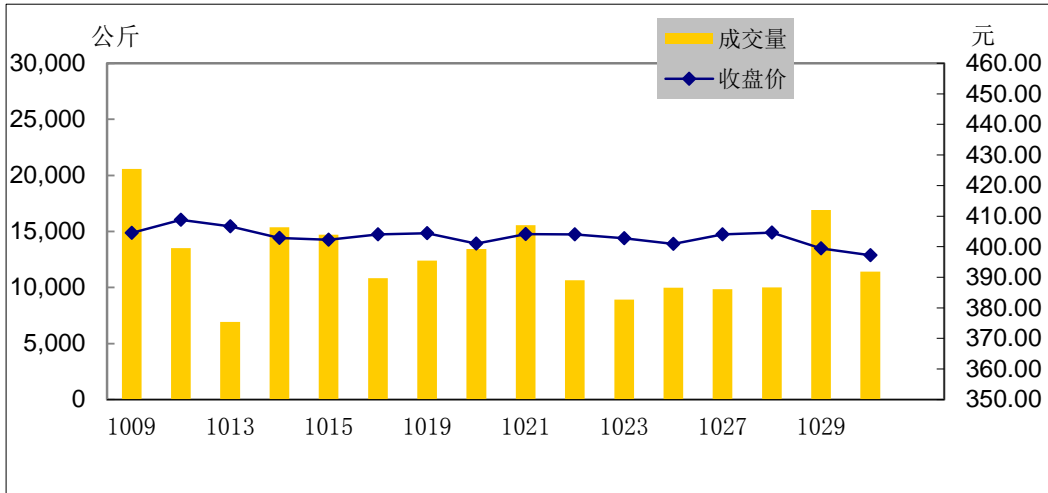
品种	买卖总量	自营量	占总成交量%	代理量	占总成交量%	自营代理比
黄金	2,305,356.70	1,804,673.64	78.28%	500,683.06	21.72%	3.6:1
铂金(买方)	2,983.00	1,122.00	37.61%	1,861.00	62.39%	1:1.66
白银	258,065,618.00	75,266,280.00	29.17%	182,799,338.00	70.83%	1:2.43
合计	260,373,957.70	77,072,075.64	29.60%	183,301,882.06	70.40%	1:2.38

交割情况表

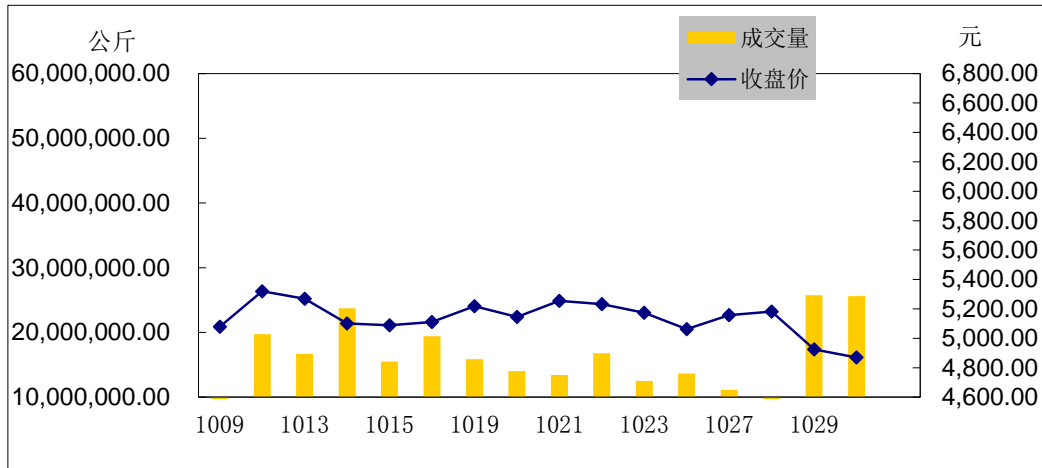
单位：千克

	黄金	白银
本月交割量	510,178.36	1,372,350.00
本月成交量	1,016,674.16	257,788,418.00
本月交割比	50.18%	0.53%
累计交割量	6,786,447.04	35,271,270.00
累计成交量	24,623,974.44	3,480,381,732.00
累计交割比	27.56%	1.01%
本月出库量	94,277.08	363,045.00
累计出库量	915,382.60	1,034,700.00

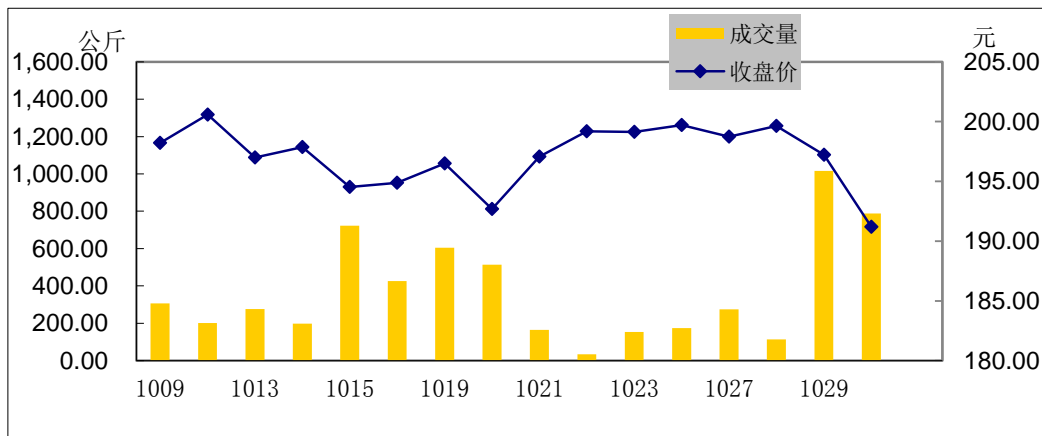
Au99.99量价图



Ag(T+D)量价图



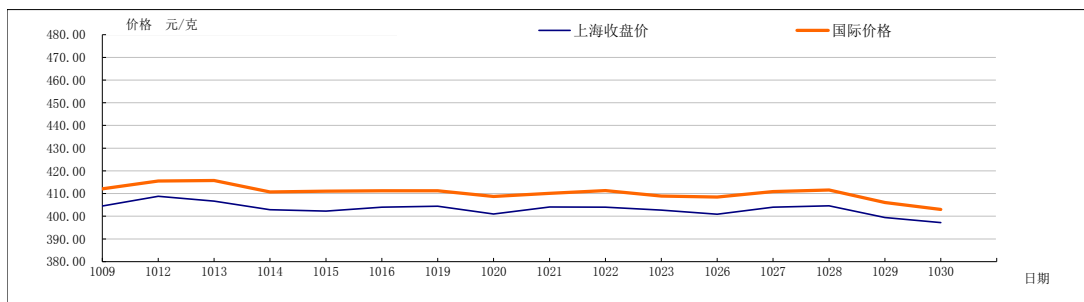
Pt99.95量价图



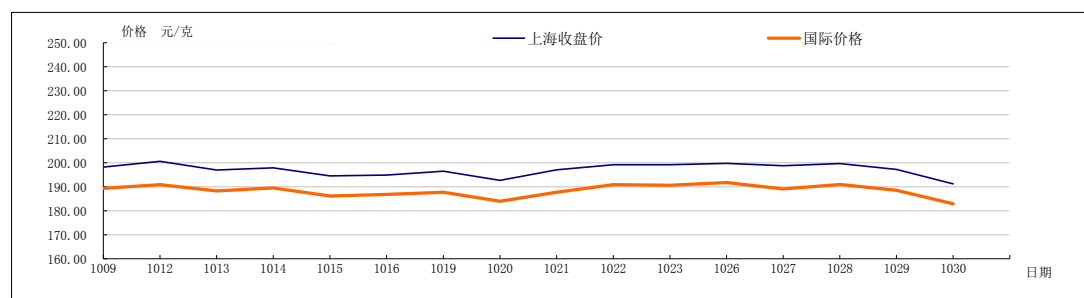
月度行情表

品种	开盘价	收盘价	最高价	最低价	涨跌	加权平均价	成交量(千克)	成交额(万元)
Au99.95	403.00	396.57	409.50	395.10	-7.03	402.92	6,826.00	275,030.01
Au99.99	403.80	397.21	409.80	395.00	-5.76	403.07	200,999.46	7,944,305.48
Au100g	405.82	397.61	410.05	395.70	-6.55	403.30	451.80	18,221.13
Au995	-	-	-	-	-	-	-	-
PGC30g	409.99	401.97	414.86	401.59	-7.94	407.39	5.88	239.54
iAu9999	403.00	397.61	418.00	392.50	-6.15	407.11	202.02	8,224.45
iAu100g	300.02	396.90	398.88	300.02	32.90	373.49	7.80	291.32
iAu995	-	-	-	-	-	-	-	-
Au(T+D)	402.40	396.43	409.74	394.52	-7.85	402.54	626,258.00	25,209,228.48
mAu(T+D)	403.00	396.90	409.88	394.63	-7.57	402.86	91,938.00	3,703,790.91
Au(T+N1)	410.40	403.80	417.10	401.35	-7.90	410.38	2,498.40	102,530.46
Au(T+N2)	404.80	396.65	412.40	395.10	-9.90	402.95	2,119.20	85,393.78
NYAuTN06	410.35	409.55	422.50	408.30	-8.90	415.92	3,682.00	153,140.54
NYAuTN12	413.15	405.40	419.50	403.80	-10.05	411.24	10,561.60	434,336.88
Pt99.95	199.10	191.20	201.77	191.20	-8.10	196.11	5,966.00	117,671.40
Ag99.99	5,097.00	4,960.00	5,122.00	4,960.00	39.00	5,078.34	35,940.00	18,251.56
Ag(T+D)	5,030.00	4,869.00	5,422.00	4,732.00	-166.00	5,122.68	256,885,148.00	131,594,106.87

黄金价格比较图



铂金价格比较图



白银价格比较图

