

# 2020

# 月度市场报告

## 8

总第二百一十二期



上海黄金交易所  
SHANGHAI GOLD EXCHANGE

### 指标说明

1. 行情中各交易品种的成交量、成交金额、持仓量按双边计算
2. 成交总量为买入量和卖出量之和
3. 自营/代理比为会员自营成交量与会员代理交易成交量之比

## 成交量、成交金额表

单位：千克

成交量	上月日均	本月日均	上月累计	本月累计	增减	同比	本年累计
Au99.95	223.39	437.62	5,138.00	9,190.00	78.86%	-41.46%	46,532.00
Au99.99	10,316.98	12,383.73	237,290.56	260,058.40	9.59%	-22.96%	2,104,235.62
Au100g	52.23	66.31	1,201.20	1,392.60	15.93%	-19.00%	7,990.80
Au995	0.00	0.00	0.00	0.00	-	-	500.00
PGC30g	0.92	1.34	21.18	28.08	32.58%	274.40%	231.84
iAu9999	11.21	15.76	257.94	330.96	28.31%	-99.56%	147,869.24
iAu100g	0.41	0.03	9.40	0.60	-93.62%	-86.96%	50.60
iAu995	0.00	0.00	0.00	0.00	-	-	100.00
Au(T+D)	91,035.22	117,720.95	2,093,810.00	2,472,140.00	18.07%	-14.58%	16,121,336.00
mAu(T+D)	11,361.65	14,499.76	261,318.00	304,495.00	16.52%	-31.48%	2,520,552.00
Au(T+N1)	58.06	119.96	1,335.40	2,519.20	88.65%	-74.36%	38,976.40
Au(T+N2)	68.98	105.94	1,586.60	2,224.80	40.22%	-86.32%	15,929.20
NYAuTN06	260.12	316.64	5,982.80	6,649.40	11.14%	-	82,669.20
NYAuTN12	622.96	838.72	14,328.00	17,613.20	22.93%	-	81,875.20
询价Au99.95	6,746.09	22,057.14	155,160.00	463,200.00	198.53%	50.68%	1,193,204.00
询价Au99.99	131,078.48	94,792.68	3,014,805.00	1,990,646.20	-33.97%	-48.90%	18,997,475.20
询价iAu99.99	6,379.04	3,053.81	146,717.82	64,130.00	-56.29%	-93.29%	3,199,896.62
询价OAU99.99	1,121.48	805.71	25,794.00	16,920.00	-34.40%	178.03%	353,306.40
询价LAU99.95	0.00	0.00	0.00	0.00	-	-100.00%	49,472.00
询价LAU99.99	0.00	0.00	0.00	0.00	-	-100.00%	37,728.00
上海金SHAU	4,737.65	4,400.00	108,966.00	92,400.00	-15.20%	-10.85%	593,256.00
Pt99.95	229.39	217.90	5,276.00	4,576.00	-13.27%	54.80%	58,202.00
Ag99.99	1,083.91	1,451.43	24,930.00	30,480.00	22.26%	1139.02%	173,130.00
Ag(T+D)	20,904,614.26	34,205,380.38	480,806,128.00	718,312,988.00	49.40%	133.06%	2,737,537,288.00
询价PAg99.99	87,456.52	37,037.14	2,011,500.00	777,780.00	-61.33%	-80.01%	21,645,720.00
询价OAg99.99	0.00	0.00	0.00	0.00	-	-100.00%	0.00
上海银SHAG	48,487.83	45,732.86	1,115,220.00	960,390.00	-13.88%	-	6,106,410.00
黄金合计	264,074.87	271,616.12	6,073,721.90	5,703,938.44	-6.09%	-37.17%	45,593,186.32
白银合计	21,041,642.52	34,289,601.81	483,957,778.00	720,081,638.00	48.79%	130.71%	2,765,462,548.00
铂金合计	229.39	217.90	5,276.00	4,576.00	-13.27%	54.80%	58,202.00
合计	21,305,946.78	34,561,435.83	490,036,775.90	725,790,152.44	48.11%	125.97%	2,811,113,936.32

单位：万元

成交金额	上月日均	本月日均	上月累计	本月累计	增减	同比	本年累计
Au99.95	9,127.03	17,607.12	209,921.80	369,749.62	76.14%	-29.51%	1,766,917.94
Au99.99	408,167.72	517,639.31	9,387,857.59	10,870,425.58	15.79%	-3.75%	77,126,710.13
Au100g	2,153.78	2,817.77	49,537.00	59,173.20	19.45%	0.86%	308,312.64
Au995	0.00	0.00	0.00	0.00	-	-	17,677.00
PGC30g	38.48	57.85	885.03	1,214.83	37.26%	369.12%	8,901.44
iAu9999	486.91	709.95	11,198.89	14,908.89	33.13%	-99.42%	5,422,415.81
iAu100g	13.43	1.02	308.86	21.40	-93.07%	-84.10%	1,595.39
iAu995	0.00	0.00	0.00	0.00	-	-	3,926.90
Au(T+D)	3,740,960.52	5,008,048.40	86,042,091.98	105,169,016.50	22.23%	6.27%	616,627,091.31
mAu(T+D)	466,567.51	615,753.47	10,731,052.76	12,930,822.81	20.50%	-14.98%	95,325,425.12
Au(T+N1)	2,386.37	5,208.56	54,886.43	109,379.83	99.28%	-68.04%	1,457,750.29
Au(T+N2)	2,862.79	4,504.82	65,844.19	94,601.26	43.67%	-83.07%	611,593.57
NYAuTN06	11,092.04	14,232.95	255,116.90	298,892.00	17.16%	-	3,169,738.65
NYAuTN12	26,271.04	36,841.09	604,234.01	773,662.96	28.04%	-	3,283,962.52
询价Au99.95	272,694.88	929,397.97	6,271,982.16	19,517,357.27	211.18%	114.31%	47,078,220.85
询价Au99.99	5,334,222.50	4,062,008.79	122,687,117.57	85,302,184.68	-30.47%	-35.44%	723,146,059.64
询价iAu99.99	259,540.29	134,154.76	5,969,426.58	2,817,250.02	-52.81%	-91.43%	118,767,116.36
询价0Au99.99	40,683.77	34,568.42	935,726.82	725,936.80	-22.42%	251.97%	13,332,300.41
询价LAu99.95	0.00	0.00	0.00	0.00	-	-100.00%	2,228,129.12
询价LAu99.99	0.00	0.00	0.00	0.00	-	-100.00%	1,336,625.84
上海金SHAU	192,765.39	186,280.44	4,433,603.93	3,911,889.23	-11.77%	9.43%	22,881,598.04
Pt99.95	4,637.76	4,705.51	106,668.42	98,815.78	-7.36%	65.82%	1,108,298.33
Ag99.99	493.40	862.84	11,348.31	18,119.66	59.67%	1662.62%	71,432.15
Ag(T+D)	10,505,468.70	21,055,151.14	241,625,780.00	442,158,173.89	82.99%	242.41%	1,299,955,609.56
询价PAg99.99	39,823.66	21,733.90	915,944.25	456,411.94	-50.17%	-70.74%	9,084,550.92
询价OAg99.99	0.00	0.00	0.00	0.00	-	-100.00%	0.00
上海银SHAG	23,610.58	27,993.77	543,043.45	587,869.14	8.25%	-	2,770,744.44
黄金合计	10,770,034.46	11,569,832.71	247,710,792.50	242,966,486.86	-1.92%	-21.11%	1,733,902,068.96
白银合计	10,569,396.35	21,105,741.65	243,096,116.01	443,220,574.65	82.32%	239.13%	1,311,882,337.08
铂金合计	4,637.76	4,705.51	106,668.42	98,815.78	-7.36%	65.82%	1,108,298.33
合计	21,344,068.56	32,680,279.87	490,913,576.94	686,285,877.29	39.80%	56.43%	3,046,892,704.37

### 黄金总交易量前十名

单位：千克

序号	会员买卖总量前十名			买入量前十名			卖出量前十名		
	会员简称	买卖总量	比重	会员简称	买入量	比重	会员简称	卖出量	比重
1	浦发银行	829,032.14	14.53%	浦发银行	406,801.78	14.26%	浦发银行	422,230.36	14.80%
2	平安银行	567,230.88	9.94%	平安银行	258,002.88	9.05%	平安银行	309,228.00	10.84%
3	Jump Trading	496,615.20	8.71%	Jump Trading	248,284.40	8.71%	Jump Trading	248,330.80	8.71%
4	工商银行	375,065.38	6.58%	工商银行	229,016.89	8.03%	宁波银行	155,939.31	5.47%
5	宁波银行	308,572.42	5.41%	宁波银行	152,633.11	5.35%	工商银行	146,048.49	5.12%
6	北京银行	218,411.53	3.83%	中国银行	121,309.76	4.25%	招商银行	135,861.53	4.76%
7	民生银行	195,655.13	3.43%	北京银行	116,421.82	4.08%	北京银行	101,989.71	3.58%
8	农业银行	171,809.09	3.01%	农业银行	99,590.72	3.49%	民生银行	100,590.36	3.53%
9	招商银行	170,973.70	3.00%	中信银行	96,927.22	3.40%	广发银行	87,949.37	3.08%
10	中国银行	160,760.83	2.82%	民生银行	95,064.77	3.33%	交通银行	77,075.03	2.70%
	合计	3,494,126.30	61.26%		1,824,053.35	63.96%		1,785,242.96	62.60%

### 会员铂金交易前十名

单位：千克

序号	会员买入量前十名		
	会员简称	买入量	比重
1	上海贺利氏	676.00	29.55%
2	工商银行	496.00	21.68%
3	周大福珠宝	195.00	8.52%
4	中国银行	191.00	8.35%
5	深圳翠绿	131.00	5.73%
6	贵研金属	113.00	4.94%
7	广东粤宝	103.00	4.50%
8	深圳宝福	100.00	4.37%
9	有研亿金	50.00	2.19%
10	金创黄金	34.00	1.49%
	合计	2,089.00	91.30%

### 会员白银交易前十名

单位：千克

序号	会员买卖总量前十名			买入量前十名			卖出量前十名		
	会员简称	买卖总量	比重	会员简称	买入量	比重	会员简称	卖出量	比重
1	Jump Trading	204,320,567.00	28.37%	Jump Trading	102,159,879.00	28.37%	Jump Trading	102,160,688.00	28.37%
2	浦发银行	93,712,281.00	13.01%	浦发银行	46,590,813.00	12.94%	浦发银行	47,121,468.00	13.09%
3	工商银行	92,286,201.00	12.82%	工商银行	46,248,959.00	12.85%	平安银行	46,084,141.00	12.80%
4	平安银行	91,873,356.00	12.76%	平安银行	45,789,215.00	12.72%	工商银行	46,037,242.00	12.79%
5	上海仟家信	29,667,133.00	4.12%	上海仟家信	14,831,147.00	4.12%	上海仟家信	14,835,986.00	4.12%
6	湖北众联	22,740,774.00	3.16%	湖北众联	11,369,505.00	3.16%	湖北众联	11,371,269.00	3.16%
7	金创黄金	20,678,081.00	2.87%	金创黄金	10,348,722.00	2.87%	金创黄金	10,329,359.00	2.87%
8	招金集团	18,757,547.00	2.60%	招金集团	9,384,823.00	2.61%	招金集团	9,372,724.00	2.60%
9	中国银行	16,257,116.00	2.26%	中国银行	8,140,191.00	2.26%	中国银行	8,116,925.00	2.25%
10	山东恒邦	12,864,403.00	1.79%	山东恒邦	6,413,847.00	1.78%	山东恒邦	6,450,556.00	1.79%
	合计	603,157,459.00	83.76%		301,277,101.00	83.68%		301,880,358.00	83.85%

### 自营、代理情况表

单位：千克

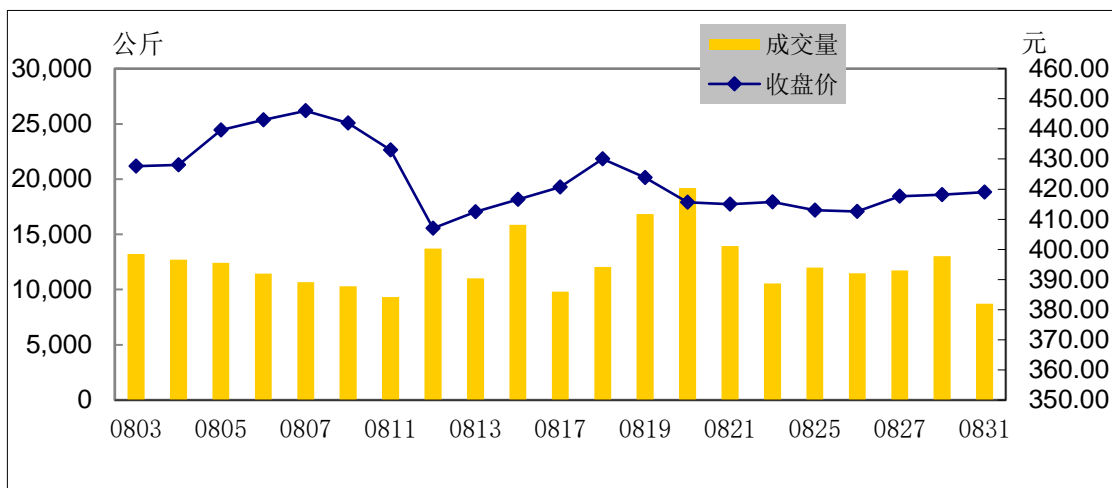
品种	买卖总量	自营量	占总成交量%	代理量	占总成交量%	自营代理比
黄金	5,703,938.44	3,776,545.22	66.21%	1,927,393.22	33.79%	1.96:1
铂金(买方)	2,288.00	961.00	42.00%	1,327.00	58.00%	1:1.38
白银	720,081,638.00	226,114,133.00	31.40%	493,967,505.00	68.60%	1:2.18
合计	725,787,864.44	229,891,639.22	31.67%	495,896,225.22	68.33%	1:2.16

### 交割情况表

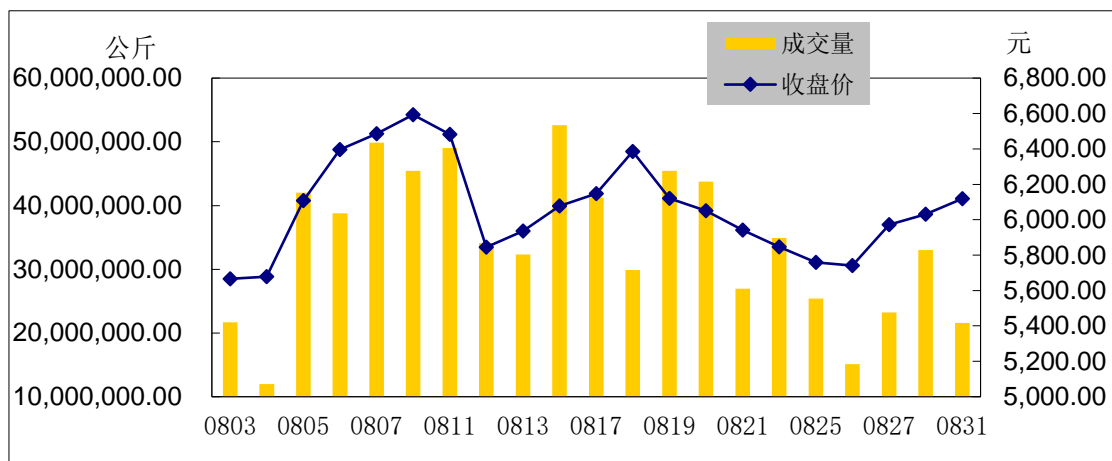
单位：千克

	黄金	白银
本月交割量	661,211.24	2,268,090.00
本月成交量	3,169,042.24	719,303,858.00
本月交割比	20.86%	0.32%
累计交割量	5,536,683.10	31,820,100.00
累计成交量	21,762,104.10	2,743,816,828.00
累计交割比	25.44%	1.16%
本月出库量	111,370.60	124,815.00
累计出库量	667,127.80	482,430.00

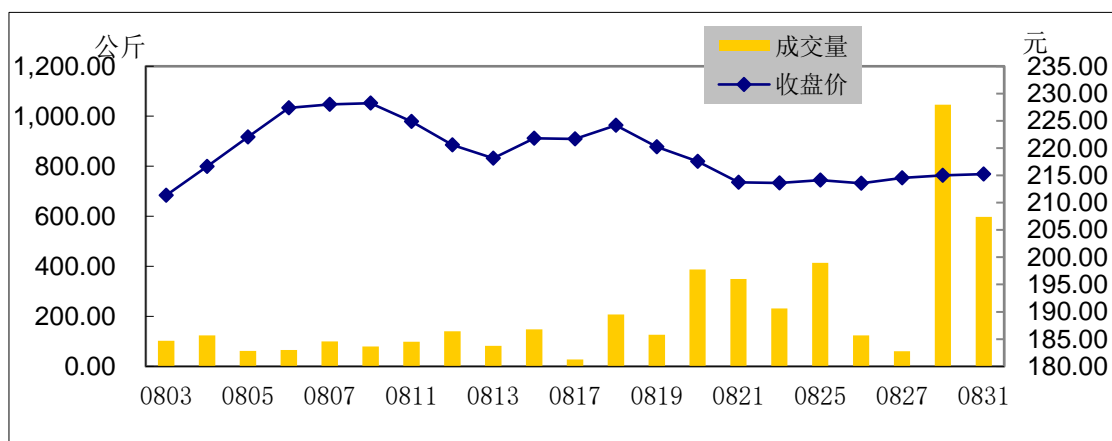
Au99.99量价图



Ag(T+D)量价图



Pt99.95量价图

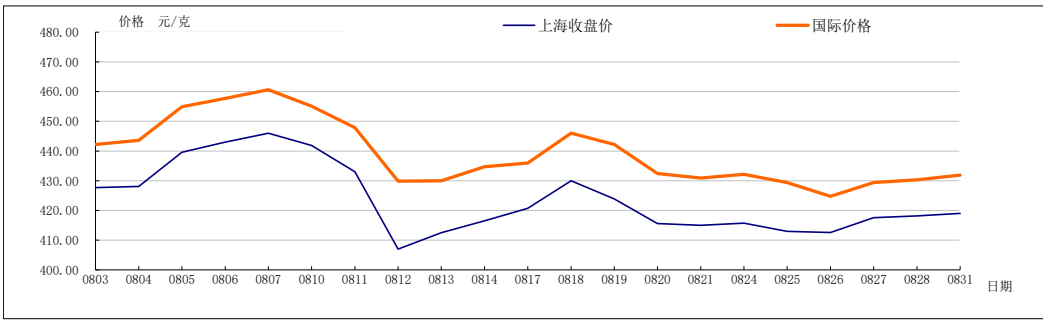


## 月度行情表

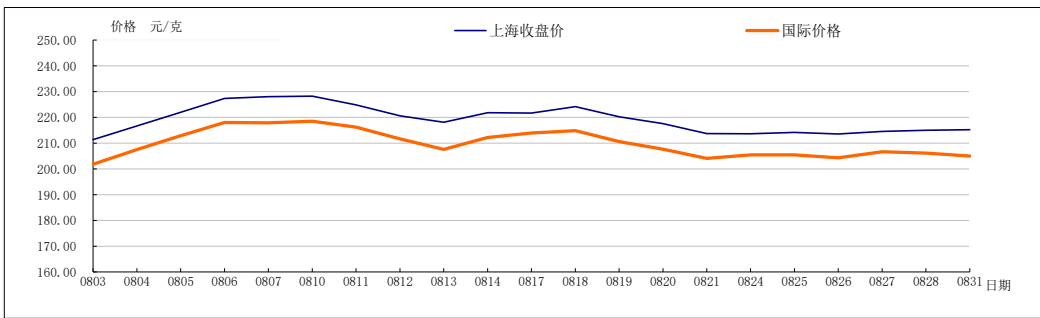
单位:元/克

品种	开盘价	收盘价	最高价	最低价	涨跌	加权平均价	成交量(千克)	成交额(万元)
Au99.95	428.00	419.33	448.00	340.99	-8.68	421.50	9,190.00	369,749.62
Au99.99	428.99	419.00	449.00	401.40	-9.97	423.13	260,058.40	10,870,425.58
Au100g	428.64	419.63	448.62	400.00	-8.53	424.91	1,392.60	59,173.20
Au995	-	-	-	-	-	-	-	-
PGC30g	435.10	425.62	532.29	330.00	-6.48	432.63	28.08	1,214.83
iAu9999	442.00	428.41	467.96	417.01	-4.07	450.47	330.96	14,908.89
iAu100g	390.00	290.01	390.00	290.01	-9.99	356.67	0.60	21.40
iAu995	-	-	-	-	-	-	-	-
Au(T+D)	428.00	418.70	449.45	403.11	-6.42	425.42	2,472,140.00	105,169,016.50
mAu(T+D)	427.91	418.91	449.30	403.12	-6.39	424.66	304,495.00	12,930,822.81
Au(T+N1)	436.65	428.30	461.00	410.15	-6.45	434.18	2,519.20	109,379.83
Au(T+N2)	437.95	422.30	458.00	406.00	-9.40	425.21	2,224.80	94,601.26
NYAuTN06	449.00	440.45	498.40	412.00	-6.40	449.50	6,649.40	298,892.00
NYAuTN12	443.55	435.20	486.00	417.80	-5.95	439.25	17,613.20	773,662.96
Pt99.95	210.00	215.22	230.16	208.40	0.86	216.54	4,576.00	98,815.78
Ag99.99	5,706.00	5,743.00	6,277.00	5,706.00	153.00	5,944.77	30,480.00	18,119.66
Ag(T+D)	5,642.00	6,118.00	6,900.00	5,445.00	603.00	6,155.51	718,312,988.00	442,158,173.89

### 黄金价格比较图



### 铂金价格比较图



### 白银价格比较图

